

# Annual Report to the Community



[www.cscslc.org](http://www.cscslc.org)





The Children's Services Council of St. Lucie County is a small taxing body that invests in children.

Created and supported by the community for 20 years, the Children's Services Council is the only child-centered organization in St. Lucie County that generates revenue for the community to promote healthy families and babies; increase school readiness and school success; and reduce child abuse, substance abuse and youth violence.

The majority of the Children's Services Council funds are used to support prevention-based programs for children and families. Children's Services Council supports programs that promote *Healthy Babies & Families*; ensure *School Readiness & School Success*; increase *Family Building & Strengthening*; provide *Afterschool Activities & Youth Development*; and promote *Healthy Lifestyles & Decision Making*.

Funded programs are evaluated on an on-going basis to assess their accomplishments towards achieving program goals. Additionally, programs are funded on a reimbursement basis allowing for monthly fiscal review.

The Children's Services Council is governed by ten local community representatives. According to Florida law, the Council is made up of four elected officials: one County Commissioner, one School Board member, one Juvenile Judge, the Superintendent of School; the District Administrator of the Department of Children and Families; and five community residents appointed by the Governor.

Kathryn Hensley, **Chair**; *School Board Member*

H.L. "Vern" Melvin, **Vice-Chair**; *Department of Children & Families Administrator*

Chief Deputy Garry Wilson, **Secretary**; *St. Lucie County Sheriff's Office*

Pat Alley; *TD Bank*

Cynthia Angelos; *Weiss, Handler, Angelos & Cornwell, P.A.*

Dennis Corrick; *Dean, Mead, Minton & Zwemer*

Judge Burton Conner ; *Juvenile Judge*

Michael Lannon; *Superintendent of Schools*

Paula Lewis; *County Commissioner*

Queen Townsend; *Retired Educator*

For an average homeowner cost of \$25 annually, the Children's Services Council improves the lives of over 25,000 children and families, by funding and partnering with quality agencies such as Boys & Girls Club, Big Brothers Big Sisters, Avenue D Boys Choir, Hibiscus Children's Center, CASTLE and more. In total, Children's Services Council partners with 56 local programs to provide the community:

- Promote the prevention of substance use and abuse, violence prevention and gang abatement
- Provide support to newborns and their parents to prevent child abuse and neglect
- Ensure quality after school and summer programs
- Provide mentors to youth to ensure they are capable of success, no exceptions
- Ensure working parents access to quality child care
- Provide counseling for children to reduce signs of early risk behaviors

## Board Chair Message



The Children's Services Council of St. Lucie County was established by a public referendum in 1990. Our community wanted, and voted, to have a local independent body to focus on the needs of our community by supporting prevention and early intervention programs for children and families. The Children's Services Council is positioned to not only provide dedicated tax dollars to support effective programs and strategies, but also to provide leadership to agencies and programs that allow children to reach their full potential.

The Children's Services Council is led by a voluntary group of elected officials, governor appointees and community leaders. The Council invests in voluntary programs focused on prevention that have the greatest impact on the most children and their families. Funding decisions are based on comprehensive data, provider performance, and the needs of the community. Programs are held accountable for positively impacting children as well as proper expenditure of taxpayer dollars.

While it may be difficult to quantify the value of healthy, safe children, the economic value of the Children's Services Council is apparent in its return on investment – reduced juvenile crime, better school performance, reduced teen pregnancy, decreased child abuse and neglect, and reduced infant mortality rates. Further value of the Children's Services Council is demonstrated by the \$6 million that is leveraged from State, Federal and Foundation funding for St. Lucie County.

In these tough economic times, the Children's Services Council is committed to providing necessary services to children and families to identify and create opportunities for success.

**Kathryn Hensley**

## Executive Director's Message



At the Children's Services Council of St. Lucie County, there is a common word that permeates everything we do – accountability. Our mission is to improve the quality of life for all children in St. Lucie County. In working toward our mission, we are accountable to St. Lucie County's children and families by continuing to develop and make available services that are effective in positively impacting all children and families. And because we are stewards of taxpayer dollars, we are accountable to the taxpayers. We take great strides to ensure taxpayer funds are used appropriately.

We take our role serious and are guided by our strategic investment areas of: Healthy Births & Healthy Families; School Readiness & School Success; Family Building & Strengthening; Afterschool Activities & Youth Development; and Healthy Lifestyles & Decision Making. Working within these strategic investment areas, the Children's Services Council develops and financially supports systems of care that currently reach over 25,000 children and families in St.

Lucie County. The systems of care are comprised of 56 programs that provide direct services to St. Lucie County's children and families.

Like all businesses, this past and current year, the Children's Services Council of St. Lucie County is doing more with less. And while our revenue has dramatically decreased over the last few years, the Children's Services Council has been able to maintain its safety net of programs for all children and families in St. Lucie County. This was done in a climate where many of our programs were losing both State and Federal funds. In 2010, 90% of our funding went directly to programs and services.

In addition to funding programs, in 2010 the Children's Services Council investments contributed to a workforce of over 300 professionals committed to working with St. Lucie County's children and families. The same investment also was leveraged to bring down an additional \$6 million in State, Federal and foundation funding for St. Lucie County.

Accountability: to the over 25,000 children and families who utilized services offered by Children's Services Council funded programs. Accountability: to the homeowner that pays on average \$25 in tax expense annually to create opportunities for success for all children and families. Accountability: to our community in continuing our efforts to make St. Lucie County a great place for families.

The following pages of this report review the investments and progress of not only the Children's Services Council of St. Lucie County, but our community. A community is made of families, families that support and care for their children. The Children's Services Council is committed to improving the lives of all children and families in St. Lucie County.

Sean Boyle

## 20 years of investing in Children 1990-2010

On October 2, 1990, the residents of St. Lucie County overwhelmingly decided to invest in their future by investing in children. On that date, St. Lucie County voted to establish an independent taxing district dedicated to serving children, one of only 8 entities of its kind in the nation. For 20 years the Children's Services Council of St. Lucie County has been investing in our community's children and families with great results.



In 2010, an average homeowner contributes \$25 annually to the Children's Services Council of St. Lucie County. With that money, the Children's Services Council is able to improve the lives of more than 25,000 children and families through quality programs such as Boys & Girls Club, Big Brothers Big Sisters, Avenue D Boys Choir, Hibiscus Children's Center, CASTLE and more. This year, Children's Services Council is partnering with 56 programs to provide support to newborns and their parents, quality childcare, after school enrichment, and programs to strengthen and empower families to reduce child abuse and youth violence.

So what does a community look like after developing and investing in services to strengthen families and improve the quality of life for all children? What does a community look like when leaders (business, faith, non-profit) work with parents, grandparents, caregivers and neighbors to make our children a priority?

- 34% reduction in infant mortality rate since 1990
- 19% increase in graduation rate since 1993
- 68% reduction in dropout rate since 1993
- 40% reduction in rate of child abuse and neglect since 1992
- 24.8% reduction in alcohol use since 2000
- 70% reduction in teen birth rate since 1990
- 32% reduction in use of marijuana since 2000
- 17% decrease in the rate of juvenile delinquency referrals since 1990
- 52% decrease in juvenile violent crime since 1990

And while the statistics show the results of the investment of the Children's Services Council of St. Lucie County, their impact on our community is better told in the stories from families participating in Children's Services Council funded programs and remarks by leaders in the community.

"When Henry's mentor enters the room, he lights up like the sun. I have seen many positive changes in Henry since his participation in the **Big Brothers Big Sisters Reading Mentoring program**"- Henry's 2<sup>nd</sup> grade teacher

"I am so grateful for this program especially as a first time mom. It is helping calm some of my fears and answered my questions. Thank you!" - Mother of baby Zach who participated in **Helping People Succeed's Building Readiness Among Infants Now program**

"Thank you **Project ROCK** for opening my eyes the past 5 days of me being with you. You have helped me realize that it isn't worth getting into situations that you will regret. And how there are better ways to resolve certain situations." - Devon, age 15

"I learned how to get out of an unhealthy relationship and see the red flags when I'm just getting into one." - 15 year old participant in **Children's Home Society's Teen Life Choices program**

## 20 years of investing in Children 1990-2010

### From our community leaders:

“Children’s Services Council stands with us on the front line of prevention. Their belief in helping children before they’re hurt has never wavered.” – **Theresa Garbarino-May, CASTLE**

“Getting it right early in a child’s life is so much less costly to society than having to fix problems later. The Children’s Services Council understands and embraces this philosophy. Through their funded programs, Children’s Services Council has changed the future for thousands of children in St. Lucie County.” – **Suzy Hutcheson, Helping People Succeed**

“Our partnership with the Children’s Services Council is saving lives! Working together, we have cut Fort Pierce’s violent crime in half and given our children new hope for a successful future.” - **Chief Sean Baldwin, Ft. Pierce Police Department**



“Over its twenty year history, Children's Services Council has provided significant support to local non profits who are, in turn, able to serve thousands of children each year. Through careful use of financial resources, effective training, oversight and advocacy, they have made a very real difference in our community” – **Judi Miller, Big Brothers Big Sisters**


"Unquestionably, the Children's Services Council saved our organization at a critical time in our infancy. The Children's Service Council believed in our ability to positively impact the youth of our community. Their initial investment results today in a \$3 million organization serving thousands of children with a proven impact on our community." - **Norm Penner, Boys & Girls Club**

## Children's Services Council invests in...

### Healthy Births & Healthy Families

Healthy Births & Healthy Families is one of our strategic investments to ensure the health of newborns and their proper development. For 2010, the Children's Services Council of St. Lucie County funded eight programs in a system of care that provided families with children ages 0-3 the support and tools to ensure our youngest citizens reach their developmental milestones. In 2010, Children's Services Council of St. Lucie County invested \$1,160,017 in these eight programs (full list in Appendix A).

In St. Lucie County, all mothers who give birth in any of the area hospitals are able to receive a nurse visit in their home within one week from leaving the hospital. The nurse checks on the health of the newborn and the mother as well as answers all questions the caregivers may have. The program has helped reduce risk factors that lead to infant mortality as well as increase parental bonding and health and nutritional skills.



**During 2010, 71% of all births in St. Lucie County received a nurse home visit.**



Two months after the birth of their child – a time when often the excitement and visitors has died down – parents may also receive a BRAIN (Building Readiness among Infant Now) visit. The BRAIN visit addresses any questions or concerns the parents may have as well as identifying ways the parent can bond with the child. Additionally, the parents learn about the developmental milestones they should look for with their newborn. The BRAIN visit includes a bag of resources including local play groups for the parents, books for the child, and a list of community resources. The BRAIN program also serves as a local resource for parents as their child continues to develop.

**In 2009-10, 4,421 children were served through programs in this category.**

## Children’s Services Council invests in...

### Healthy Births & Healthy Families

The Children’s Services Council believes that providing community supports to ensure that our youngest members of the county are healthy and developing properly will lead to stronger families and ultimately a stronger community.

Programs in this category work to:

- Increase early intervention services and developmental screenings
- Increase family development skills to prevent abuse and neglect
- Increase knowledge of physical and nutritional needs of infants
- Increase knowledge of safety and self-care
- Increase knowledge of neighborhood and community resources
- Improve parent/child interaction skills

| 2009-10 Healthy Births & Healthy Families Programs Fast Facts                                                  |
|----------------------------------------------------------------------------------------------------------------|
| 99% of Parents/Caregivers improved their parenting skills, including parent/child interactions.                |
| 500 uninsured children became enrolled in Healthy Kids Insurance.                                              |
| 96% of parents self-reported increased knowledge of child development and enhanced parent-child relationships. |



***St. Lucie County’s uninsured rate for children went from 24% in 2009 to 14% in 2010.***

***A full list of programs in this category is referenced in Appendix A***

## Children's Services Council invests in...

### School Readiness & School Success

Children who are ready to learn in school and have goals to achieve their greatest potential, help to build the structure for future successes. For this reason, the Children's Services Council of St. Lucie County strategically invests in programs that promote school readiness and school success. In 2010, the Children's Services Council of St. Lucie County invested \$1,693,473 in thirteen programs (full list in Appendix B).

**In 2009-10, funded programs helped increase the reading skills of nearly 500 Kindergarten – 2<sup>nd</sup> graders.**

Research tells us that a child's early interactions with parents, caregivers, and educators and other adults helps to lay the foundation for everything from academic performance to interpersonal skills, as well as, physical and mental health. The Children's Services Council of St. Lucie County partners with the Early Learning Coalition of St. Lucie County to offer working families quality childcare where their children can participate in a positive, learning environment while they are at work. In 2010, the Children's Services Council of St. Lucie County's partnership with Early Learning Coalition allowed for 1,500 working parents to receive this access to quality childcare. Quality child care creates a positive learning environment to ensure that children enter school ready to succeed.

Once in school, one of the greatest indicators of continued school success is reading proficiency. The Children's Services Council of St. Lucie County partners with Big Brother Big Sisters to work with children in Kindergarten through the 2<sup>nd</sup> grade who need assistance in reading. Reading mentors work with students one on one in a nurturing environment to increase the child's literacy skills, build confidence, and to reinforce the lessons learned in their classroom, all while helping parents support their child's learning. In 2010, the Children's Services Council of St. Lucie County's partnership with Big Brothers Big Sisters provided reading mentors for nearly 500 of St. Lucie County's youngest students.



**In 2009-10, 13,069 children were served through programs in this category.**

And while we know the early investment to build the foundation for learning is vital, we also recognize that as children go through school, they and their families need support to be successful. The Children's Services Council invests in programs that work with middle school students to teach them about setting positive goals for the future and how the use of alcohol and drugs will undermine those goals. The Children's Services Council invests in other programs in this category including programs to reduce truancy and programs that serve as alternatives to school suspensions to ensure children attend and are successful in school.

## Children’s Services Council invests in...

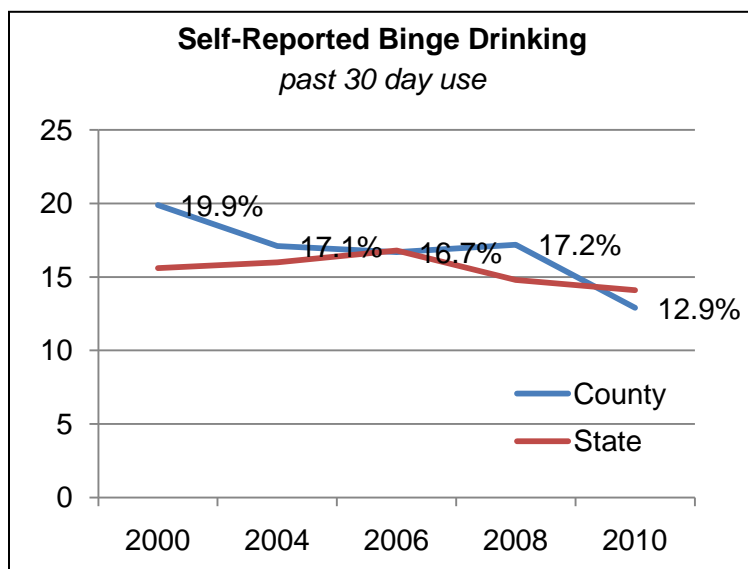
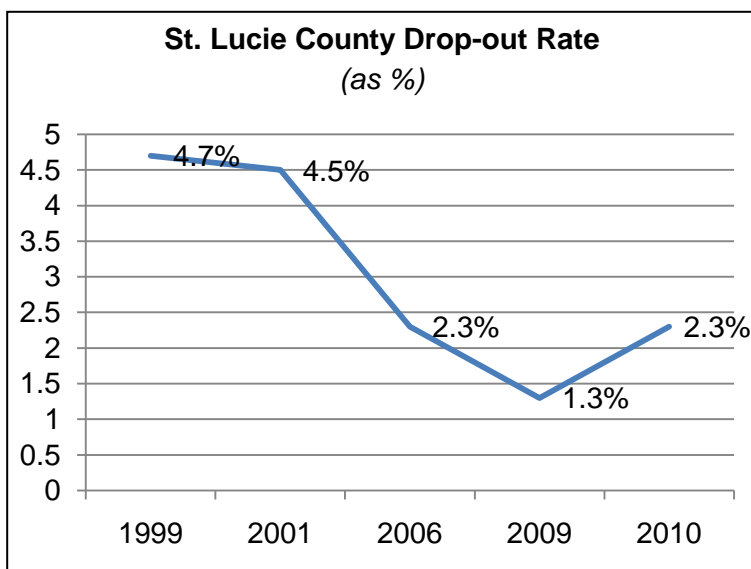
### School Readiness & School Success

Investing in programs that encourage school readiness and support school success help ensure children are ready to learn in school and build a strong academic foundation for their future goals.

Programs in this category work to:

- Increase behavioral control skills for parents and students
- Increase academic performance
- Increase knowledge and understanding of the consequences of substance abuse
- Reduce the use of gateway drugs and prevention of experimentation
- Provide child care to working families
- Increase readiness skills for kindergarten
- Reduce unexcused school absences
- Increase reading skills
- Increase promotion to next grade level

| 2009-10 School Readiness & School Success Programs Fast Facts                                                                                 |
|-----------------------------------------------------------------------------------------------------------------------------------------------|
| 84% of children enrolled in funded programs improved their reading skills.                                                                    |
| 77% of St. Lucie County students were ready for Kindergarten.                                                                                 |
| Rate of unexcused school absences was reduced by 78%.                                                                                         |
| 87% of children increased knowledge about alcohol, tobacco, and other drugs (and reported decreased substance use and other risky behaviors). |



**A full list of programs in this category is referenced in Appendix B**

## Children's Services Council invests in...

### Family Building & Strengthening

Strong families and caregivers that provide support for their children and are involved in their life is the greatest indicator for success for children. For this reason, the Children's Services Council of St. Lucie County strategically invests in programs that promote Family Building and Strengthening. In 2010, the Children's Services Council of St. Lucie County invested \$1,740,144 in twenty one programs (full list Appendix C).

Being a parent is the greatest responsibility anyone will ever have. And while parenting has many rewards, there are many stresses that can make parenting hard. The Children's Services Council of St. Lucie County invests in research based programs that work with parents and caregivers who are struggling or need help in being a better parent. Program partners such as the CASTLE, Hibiscus Children's Center, Catholic Charities, and Family Preservation Services offer services to provide parents with the skills and tools to be an effective parent. Without the tools provided, parent and caregivers often revert to what happened to them as a child and in some cases can lead to abuse and neglect. The effectiveness of these programs is measured not only by the parenting skills acquired but also by the number of abuse and neglect cases prevented. Additionally, the Children's Services Council of St. Lucie County program partners work with families and children to prevent substance abuse.



**In 2009-10, 4,002 children were served through programs in this category.**



Furthermore, when it comes to the success of our children, it is not only the parent and caregivers' responsibility to be involved, but also neighbors, relatives, teachers and faith members. The results of the 2006 (?) gang assessment showed us that our kids need and want to have positive active role models. It is for this reason that the Children's Services Council of St. Lucie County invest in and promotes the Kids at Hope initiative. The Kids at Hope initiative is a simple belief that all children are capable of success, no exceptions. This is accomplished by finding the strengths of each child and ensuring that he/she has a positive adult role model in their life. The Kids at Hope initiative is currently being implemented in our schools, faith organizations, businesses and community programs. St. Lucie County is the first Kids at Hope County in the nation.

## Children’s Services Council invests in...

### Family Building & Strengthening

Parent and caregivers are the greatest influence on children. By providing parents the resources to be great parents and influences on their children, we strengthen the core of our community – families.

**Funded program Strengthening Families is rated #2 in the Country for outcome achievement – they work every day to increase parenting skills and help prevent child abuse.**

Programs in this category work to:

- Increase protective factors and reduced risk factors associated with child abuse for families
- Increase pro-social behavior and decreased anti-social behavior attitudes
- Reduce alcohol, marijuana, and illicit drug use
- Increase family functioning through positive parenting classes
- Decrease school discipline referrals
- Improve knowledge and competency in accessing community resources
- Increase skills in the ability to teach health education, parenting skills and life skills
- Increase comfort levels of parents in talking to their children about health issues, values and decision-making skills

#### 2009-2010 Family Building & Strengthening Programs Fast Facts

99% of parents/caregivers improved parenting skills including skills to prevent child abuse/neglect.

95% of parents/caregivers increased knowledge of parenting and child development.

81% of children improved coping skills including anger management, empathy, and self-control.

99 % of families involved in funded programs increased skills to prevent child abuse as evidenced by no reports of abuse/neglect.9%

*A full list of programs in this category is referenced in Appendix C*

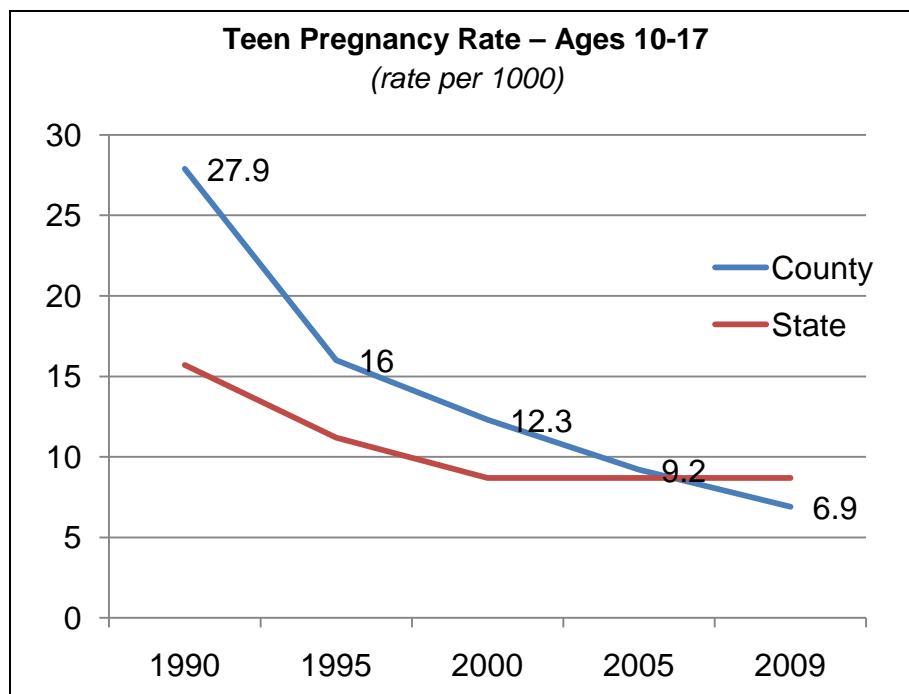
## Children's Services Council invests in...

### Healthy Lifestyles & Decision Making

Healthy Lifestyles and Decision Making is one of our strategic investments that help ensure our community's youth have a bright future. For 2010, the Children's Services Council of St. Lucie County funded five programs that provide youth and families with the skills to make appropriate choices regarding their health and well being. In 2010, the Children's Services Council invested \$791,429 in five programs (Appendix D).

**In 2009-10, 2,666 children were served through programs in this category.**

The Children's Services Council of St. Lucie County believes the primary educator for youth about their health and behavior is the parent. Programs that educate youth and their parents/caregivers on the realities about drug and alcohol use, and the consequences of sex, lead to realistic family discussions on how the decisions made today affect the goals of the future. The funded programs in this category stress the dangers of drug use and the need for youth to delay the onset of sex. Teen Pregnancy is below the state rate for the first time since 1990. That change did not happen by accident, but rather was the result of a strategic approach to educating parents and teens and teaching the importance of goal setting, and making plans for the future.



## Children’s Services Council invests in...

### Healthy Lifestyles & Decision Making

By promoting abstinence first, the Children’s Services Council program partners stress the need for youth to develop goals and dreams for the future and a road map on how to get there that does not include being pregnant.

**Because of Children’s Services Council and its partners, youth have greater access to educational health services and information to make healthy decisions.**

Programs in this category work to:

- Increase child/parent communication on the subject of sex
- Increase skills of youth to resist pressures to become sexually active
- Decrease number of youth participating in high risk behaviors (drug/alcohol use, unsafe sex practices)
- Improve academic performance
- Decrease discipline referrals
- Improve family interactions and communication skills
- Reduce incidences of teen pregnancy

#### 2009-10 Healthy Lifestyles & Decision Making Programs Fast Facts

88% of youth increased knowledge of skills to postpone sexual involvement

100% of youth improved knowledge of human development and sexual health, including risks and prevention of STIs and pregnancy

The number of repeat pregnancies in teen mothers was reduced by 100%.

98% of teen participating in funded programs did not become pregnant.

*A full list of programs in this category is referenced in Appendix D*

## Children's Services Council invests in...

### After-school Activities & Youth Development

Giving children a positive and engaging place to go after-school to keep them from getting into trouble or the negative influences of gangs is an investment strategy by the Children's Services Council of St. Lucie County. The after-school programs funded by the Children's Services Council provide children and youth a valuable safety-net during hours when most parents are working. For 2010, the Children's Services Council invested in nine after-school programs for a total of \$1,006,640 (Appendix E).



All of the Children's Services Council of St. Lucie County's funded after-school programs focus on academics, physical activity, social-skills, and family involvement. While the after-school programs provide a recreational outlet for children and youth, the importance of academic achievement, and staying and attending in school is emphasized. Furthermore, the after-school programs work with each participant to build positive decision making to prevent youth from joining gangs and committing crime.

**In 2009-10, 3,127 children were served through programs in this category.**

Funded programs such as Boys and Girls Club, Avenue D Boys Choir, Frontline for Kids, and Future Generations have also incorporated the arts into their after-school programs. The arts – such as chorus, orchestra and drum line – have increased youth involvement as well as brought about a sense of pride for not only the participating youth, but also the program and the community.

The Avenue D Boys Choir serves as a great example of the power of the arts to draw youth into a program. The Children's Services Council funding enabled the Avenue D Boys Choir to get their start and the program has served as a source of pride for St. Lucie County ever since. Having performed throughout the State, nation and world, the Avenue D Boys Choir uses music to teach young men the importance of academics, good decision making and giving back to the community.



**Over 5,400 youth annually have a positive safe place to go during out-of-school time through these funded programs in this category.**

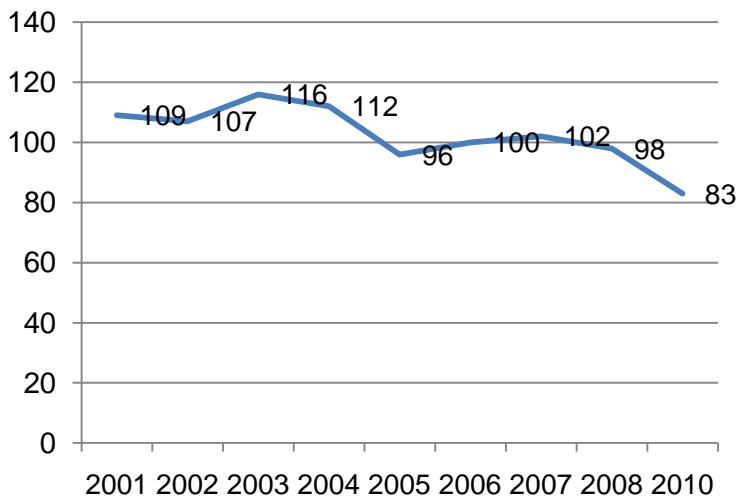
## Children’s Services Council invests in...

### After-school Activities & Youth Development

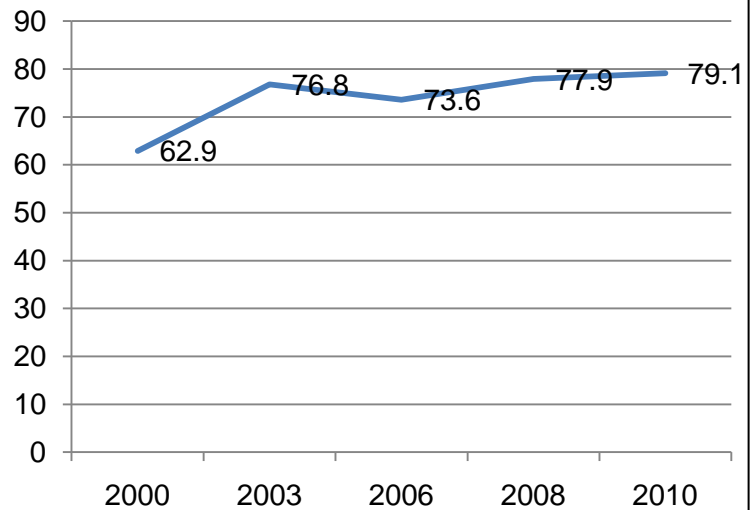
After-school programs provide a positive place for children and youth, and provide working parents a sense of comfort knowing that their children are safe from the negative influences of gangs

| 2009-10 After-school Activities & Youth Development Program Fast Facts                                                     |
|----------------------------------------------------------------------------------------------------------------------------|
| 88% of youth improved or maintained academic performance.                                                                  |
| 100% of youth increased judgment, decision making and social interaction skills to prevent juvenile delinquency referrals. |
| 94% of youth participating in funded programs reduced unexcused school absences.                                           |
| 94% of youth increased ability to identify bullying practices and learned methods to stop bullying.                        |

**St. Lucie County Juvenile Referrals**  
(rate of juvenile arrests ages 10-17)



**St. Lucie County Graduation Rate**  
(as %)



*A full list of programs in this category is referenced in Appendix E*

## Children's Services Council invests in...

### Knowledge

The greatest influence on a child's life is their parent. The Children's Services Council of St. Lucie County is dedicated to providing opportunities for parents to increase their skills. To honor this commitment, the Children's Services Council offers free parenting classes throughout the community including many school-based locations. Workshops offered by the Children's Services Council include Redirecting Children's Behavior and Managing and Surviving Parenthood. In 2010, the Children's Services Council trained over 200 parents in these workshops.

Additionally, The Children's Services Council invests in the capacity of the workforce that provides needed services to our community. The Children's Services Council surveys child-serving agencies to determine the greatest need for training for their professional staff. In addition to hosting its own workshops, the Children's Services Council partners with Florida Atlantic University to offer free monthly workshops to local counselors and social service professionals. In 2010, Children's Services Council trained more than 750 professionals. The total investment in professional and parent training was \$40,242.

### Other Initiatives for Children & Families

In 2009-10, the Children's Services Council invested over \$250,000 in additional summer opportunities for children. This funding provided scholarships to local camps including the Ft. Pierce Police Athletic League and the YMCA. In total, an additional 1,200 children had safe, positive, learning environment to attend during the summer, while their parents were working.

Knowing that one of the major causes of death to children in Florida is accidental drowning, the Children's Services Council invests each year in water safety lessons throughout St. Lucie County. In partnership with St. Lucie County Parks and Recreation Department, and our funded programs, the water safety lessons reached over 250 children in our community last year, as well as helped train Junior Lifeguards and Water Safety Instructors.



Finally, with limited funding available, the Children's Services Council was able to provide start-up funds for a mobile pediatric oral health clinic through St. Lucie County HANDS. The portable dental clinic enables a dental hygienist to travel to schools, child care centers and after school and summer programs to evaluate the oral health of students. Oral health can affect a young child's behavior and performance at school. By funding this initiative, the Children's Services Council took great strides to address a high need area in our community. The mobile pediatric oral health clinic is just one of many valuable programs the Children's Services Council has helped get started in the community including the Avenue D Girls Choir and the St. Lucie Mets Literacy initiative.

## Children's Services Council invests in...

### Community

The Children's Services Council of St. Lucie County believes that investing in children is really an investment in the community, and when we support communities, we support the families that live in them. When families are supported, children are more likely to grow up happy, healthy and capable of success.

At the Children's Services Council, we believe we are uniquely poised to educate the community about valuable programs and services available to them, while supporting those programs and other special events. Over the last few years, the Children's Services Council has become increasingly successful in forging partnerships with local business and organizations that also support children and families.



One of those partnerships, with the St. Lucie Mets Minor League baseball team, has led to a widely successful program to support independent reading among Kindergarten to 8<sup>th</sup> grade students. The Slide into Reading program was introduced to help foster a child's love of reading by tracking the number of books they have read with a special bookmark. Once they have completed the "bases" on their bookmark, they can earn two free tickets to any St. Lucie Mets home game\*. This program has grown from only 500 participants in 2009, to over 22,000 participants in 2011, showing how worthwhile these partnerships can be.

As we began talking to community members through our Children's Services Council Listening Tour, we found that most parents were unaware of all the services made available by Children's Services Council funding. The Listening Tour made stops at almost all St. Lucie County school Parent Teacher Organization or Student Advisory Council meetings and talked with parents and school faculty about the needs facing our children and ways the Children's Services Council may be able to support. Through the information gathered in these meetings, it became apparent that we needed to focus on education of the available programs. We then decided to produce and publish a Directory of Funded Programs to distribute to local agencies, schools and businesses that outlined each program supported by the Children's Services Council and how families can access them. The Directory is also available on our website to download.

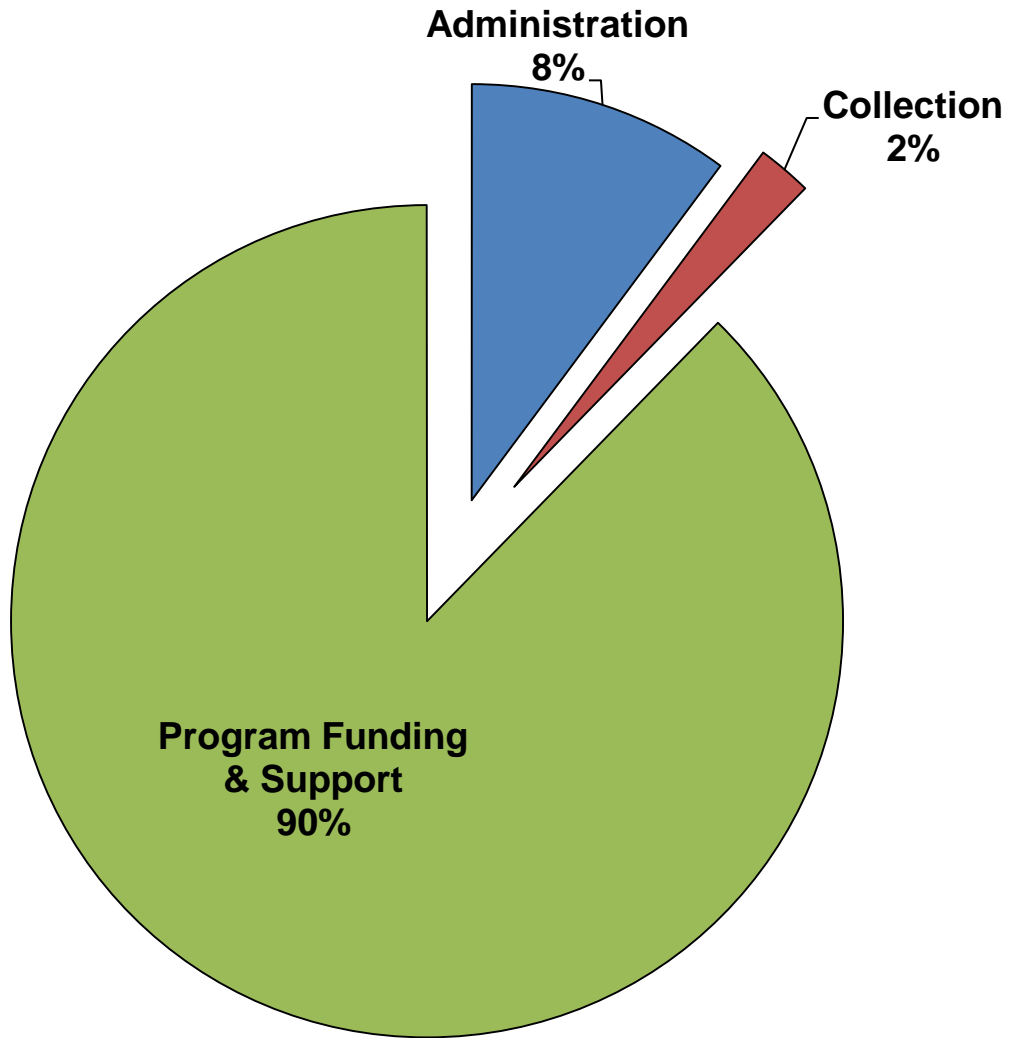
Another way the Children's Services Council is able to reach out and educate the community has been through a newly created radio show on a local AM station. Larry Lee, Jr., owner of WIRA 1400AM recognized a need to inform his listeners about what services were available to them and the special work being done by the Children's Services Council. After several discussions, we embarked on a journey to host a weekly radio show called "Community Connections." The purpose of the show is to inform our local community about services and programs available to them. The show features guests of funded program staff, as well as local community leaders. Past shows are available to download on the Children's Services Council website, and are also available as a podcast.



More than ever, we at the Children's Services Council recognize the need to educate and assist families with access to the programs that are available to help them. We will continue to support community partnerships and education opportunities through our funded programs and local initiatives.

## A Breakdown of our Budget

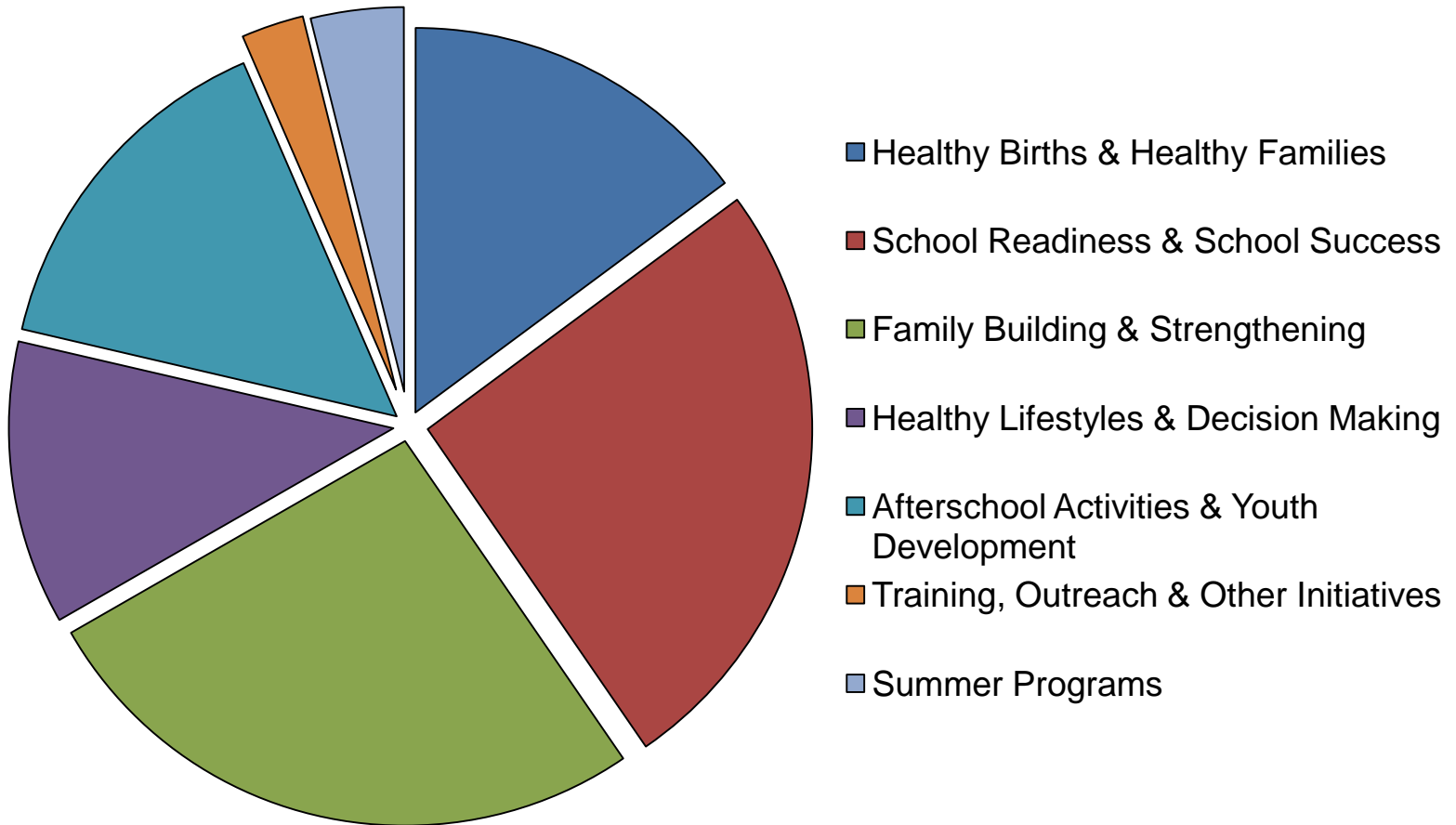
**Total Budget for FY 09-10:  
\$8,049,960**



**Children's Services Council invests nearly \$3.7 million to provide salaries for over 300 St. Lucie County jobs.**

## A Breakdown of our Budget

**Total Investment in Program Support and Other Initiatives:  
\$6,624,761**



**Children's Services Council funding leverages an additional \$5.9 million from State, Federal and Foundation funding sources.**

# Appendix A: Healthy Births & Healthy Families Programs

Agency: Easter Seals Program: Early Steps Program

Amount Funded for FY 09-10: \$200,000 Percentage Spent: 100%

**Brief Description:** Provides a county-wide comprehensive multidisciplinary family-centered system of prevention, early identification, and early intervention services for developmentally at-risk infants and toddlers birth to 3 years, and their families who are ineligible for Medicaid, but who are significantly developmentally at-risk.

**# of Children served Individually:** 484 % of Contracted Goal: 114%  
**# of Adults served:** 483 % of Contracted Goal: 114%

|                                    |                                                                                                                                                                                                           |
|------------------------------------|-----------------------------------------------------------------------------------------------------------------------------------------------------------------------------------------------------------|
| <b>Outcome Achievement (Goal):</b> | 98% (Goal – 90%) of children ages birth to three, who received services through the St. Lucie County early intervention system have appropriate immunizations from an established medical home.           |
| <b>Outcome Achievement (Goal):</b> | 100% (Goal – 90%) of parents have increased their knowledge, understanding and acceptance of their child’s overall development including developmental milestones, age appropriate skills and activities. |

Agency: Healthy Kids of St. Lucie Co. Program: Healthy Kids Insurance

Amount funded for FY 09-10: \$ 109,400 Percent Spent: 79%

**Brief description:** Health insurance coverage to school age children in St. Lucie County not eligible under other coverage.

**# of Children served Individually:** 9 % of Contracted Goal: 17%  
**# of Adults served in Groups:** 3084 % of Contracted Goal: 115%

|                                    |                                                                                                                                                                                    |
|------------------------------------|------------------------------------------------------------------------------------------------------------------------------------------------------------------------------------|
| <b>Outcome Achievement (Goal):</b> | 10% increase in new enrollment in Healthy Kids program in St. Lucie County. (500 additional children enrolled for 2009/10)                                                         |
| <b>Outcome Achievement (Goal):</b> | Increased awareness about the availability of low cost health insurance programs for the working families of St. Lucie County. Attended 31 community events this year. (Goal – 15) |

Agency: Healthy Start Coalition of St. Lucie Co. Program: Crib Safety Program

Amount funded for FY 09-10: \$5,775 Percent Spent: 100%

**Brief description:** Targets families who either have unsafe cribs or no cribs for their infants. Offers cribs to families after completion of child CPR classes which are part of the Healthy Start perinatal classes.

**# of Children served Individually:** 47 % of Contracted Goal: 131%

|                                    |                                                                                                                                                     |
|------------------------------------|-----------------------------------------------------------------------------------------------------------------------------------------------------|
| <b>Outcome Achievement (Goal):</b> | 47 (Goal – 36) cribs provided to new mothers who could not otherwise afford a crib. All recipients completed CPR classes prior to delivery of crib. |
|------------------------------------|-----------------------------------------------------------------------------------------------------------------------------------------------------|

**Agency:** Healthy Start Coalition of St. Lucie Co.      **Program:** Healthy Families  
**Amount funded for FY 09-10:**      \$261,600      **Percent Spent:** 98%

**Brief description:** A community-based, voluntary home visiting program designed to promote positive parent/child interaction and healthy childhood growth and development, thereby preventing child abuse and neglect.

**# of Children served Individually:**      561      **% of Contracted Goal:**      98%  
**# of Adults served:**      379      **% of Contracted Goal:**      117%

**Outcome Achievement (Goal):**      96% (*Goal - 95%*) of children in families who participated in the HFF program for six months or more had no findings of some indication or verified child maltreatment while receiving Healthy Families services.

**Outcome Achievement (Goal):**      99% (*Goal- 80%*) of participants showed improvement in parent/child interaction skills within 18 months of initiating home visiting services.

**Agency:** Healthy Start Coalition of St. Lucie Co.      **Program:** Newborn Home Visitation  
**Amount funded for FY 09-10:**      \$ 139,600      **Percent Spent:** 99%

**Brief description:** Provides mothers with new babies in St. Lucie County the opportunity to access medical care after the mother and baby have left the hospital. Encourages and facilitates mothers to provide and receive optimum medical care for themselves and their newborn through physical assessment provided by Home Visitation Nurse and instruction and supervision provided during visit with mother and baby in the home. The goal is to provide every newborn infant and the new mom with a home visit by an RN within 3-5 days after discharge from hospital.

[Lawnwood Regional Medical Center](#)

**# of Children served Individually:**      826      **% of Contracted Goal:**      92%  
**# of Adults served:**      764      **% of Contracted Goal:**      96%

**Outcome Achievement (Goal):**      Increased the percentage of SLC moms who schedule and complete a home visit to 80% (*Goal – 85%*) for all SLC moms delivering at Lawnwood Regional Medical Center.

**Outcome Achievement (Goal):**      Increased to 69% (*Goal – 90%*) the percentage of SLC moms who accept referral to BRAIN program for a baby developmental home visit.

[St. Lucie Medical Center](#)

**# of Children served Individually:**      372      **% of Contracted Goal:**      47%  
**# of Adults served:**      343      **% of Contracted Goal:**      43%

**Outcome Achievement (Goal):**      Increased the percentage of SLC moms who schedule and complete a home visit to 71% (*Goal – 85%*) for all SLC moms delivering at St. Lucie Medical Center.

**Outcome Achievement (Goal):**      Increased to 99% (*Goal – 90%*) the percentage of SLC moms who accept referral to BRAIN program for a baby developmental home visit.

**Agency:** HPS Helping People Succeed **Program:** B.R.A.I.N. Program  
**Amount funded for FY 09-10:** \$160,600 **Percent Spent:** 100%

**Brief description:** Building Readiness Among Infants Now (BRAIN) is a prevention oriented program, providing vital educational home visits to families with 2-month old infants, with follow-up developmental monitoring provided through the mail from 4 months to 48 months of age.

**# of Children served Individually:** 1146 **% of Contracted Goal:** 96%  
**# of Adults served:** 1414 **% of Contracted Goal:** 118%

|                                    |                                                                                                                                                               |
|------------------------------------|---------------------------------------------------------------------------------------------------------------------------------------------------------------|
| <b>Outcome Achievement (Goal):</b> | 99% (Goal – 95%) of all parents increased understanding regarding healthy parent-child interaction leading to school readiness as reported in parent surveys. |
| <b>Outcome Achievement (Goal):</b> | 99% (Goal – 95%) of all parents increased understanding of early brain development and the stages of child development leading to school readiness.           |

**Agency:** HPS Helping People Succeed **Program:** Infant Family Resource  
**Amount funded for FY 09-10:** \$162,300 **Percent Spent:** 100%

**Brief description:** Home-based and group developmental intervention and parenting support to families with infants and toddlers under three who are at-risk of developmental delay due to prenatal drug exposure, abuse/neglect, teen parenting, or other parenting complexities and community-based group early development services to typically developing children under five.

**# of Children served Individually:** 92 **% of Contracted Goal:** 115%  
**# of Children served in Groups:** 601 **% of Contracted Goal:** 150%  
**# of Adults served:** 59 **% of Contracted Goal:** 74%  
**# of Adults served in Groups:** 687 **% of Contracted Goal:** 0%

|                                    |                                                                                                                                                                               |
|------------------------------------|-------------------------------------------------------------------------------------------------------------------------------------------------------------------------------|
| <b>Outcome Achievement (Goal):</b> | 84% (Goal – 90%) of enrolled children achieved developmental gains as measured by mastering 50% of the goals on their Child Developmental Plan.                               |
| <b>Outcome Achievement (Goal):</b> | 100% (Goal - 75%) of families enrolled by Community Resource Mom increased knowledge of neighborhood/community resources as measured by semi-annual surveys and client files. |
| <b>Outcome Achievement (Goal):</b> | 96% of (Goal - 90%) of parents reported gaining child development knowledge or enhanced parent-child relationships as measured by semi-annual surveys.                        |

**Agency:** Martin Memorial Medical Center      **Program:** Mother/Baby Home Visitation

**Amount funded for FY 09-10:** \$159,600      **Percent Spent:** 94%

---

**Brief description:** A “best practice” primary prevention program providing RN home visitation to families with newborns. The focus is on family bonding and the well being of mothers, fathers, and babies. Home visits include physical assessments of mother and baby; infant care and feeding with emphasis on breastfeeding support and education; as well as home, fire, car seat, infant, and pool safety assessments. Key component is early identification of risk factors, which are promptly referred and/or reported to the appropriate community agencies and providers.

|                                           |            |                              |             |
|-------------------------------------------|------------|------------------------------|-------------|
| <b># of Children served Individually:</b> | <b>884</b> | <b>% of Contracted Goal:</b> | <b>81%</b>  |
| <b># of Children served in Groups:</b>    | <b>277</b> | <b>% of Contracted Goal:</b> | <b>120%</b> |
| <b># of Adults served:</b>                | <b>887</b> | <b>% of Contracted Goal:</b> | <b>92%</b>  |
| <b># of Adults served in Groups:</b>      | <b>65</b>  | <b>% of Contracted Goal:</b> | <b>0</b>    |

---

|                                    |                                                                                                                                                                                                                                        |
|------------------------------------|----------------------------------------------------------------------------------------------------------------------------------------------------------------------------------------------------------------------------------------|
| <b>Outcome Achievement (Goal):</b> | 100% ( <i>Goal – 90%</i> ) of all new parents gained understanding and knowledge of infant physical and nutritional needs, immunization, infant sleep position, car seat safety, and follow-up appointment with primary care provider. |
|------------------------------------|----------------------------------------------------------------------------------------------------------------------------------------------------------------------------------------------------------------------------------------|

---

|                                    |                                                                                                                                                                                                                 |
|------------------------------------|-----------------------------------------------------------------------------------------------------------------------------------------------------------------------------------------------------------------|
| <b>Outcome Achievement (Goal):</b> | 98% ( <i>Goal – 90%</i> ) of all new mothers gained understanding and knowledge of self-care, dietary intake, home safety, fire safety, referral sources, and follow up appointment with primary care provider. |
|------------------------------------|-----------------------------------------------------------------------------------------------------------------------------------------------------------------------------------------------------------------|

---

## Appendix B:

## School Readiness & School Success

Agency: ALPI Program: Computer Assisted Tutorial Program  
 Amount funded for FY 09-10: \$87,000 Percent Spent: 97%

**Brief description:** After-school program designed to increase parental involvement and academic success of students in a Computer Assisted Tutorial program.

**# of Children served Individually:** 132 **% of Contracted Goal:** 147%

**# of Adults served:** 12 **% of Contracted Goal:** 120%

**Outcome Achievement (Goal):** 92% (Goal – 90%) of participants enrolled in program for at least 8 weeks improved academic performance as measured by nine week period report cards.

**Outcome Achievement (Goal):** 83% (Goal – 90%) of participants enrolled in program for at least 8 weeks had less than 3 unexcused school absences as measured by nine week period report cards.

Agency: Big Brothers Big Sisters Program: Ameri-Corps St. Lucie Reads!

Amount funded for FY 09-10: \$200,000 Percent Spent: 93%

**Brief description:** Program is designed to promote family literacy and school success through reading mentoring at school sites with elementary and foster care students.

**# of Children served Individually:** 332 **% of Contracted Goal:** 123%

**# of Children served in Groups:** 920 **% of Contracted Goal:** 460%

**# of Adults served:** 59 **% of Contracted Goal:** 219%

**# of Adults served in Groups:** 269 **% of Contracted Goal:** 135%

**Outcome Achievement (Goal):** Maintained an 85% (Goal - 80%) promotion rate to the next grade level for participants who have been enrolled in program for at least 6 months as reported by June 2010 School District promotion/retention records.

**Outcome Achievement (Goal):** 87% (Goal – 80%) of participants who have been enrolled in program for at least six months will increase reading performance in one or more areas of the FAIR by June 2010 as measured by pre/post test instruments.

**Outcome Achievement (Goal):** 71% (Goal – 90%) of participants enrolled in program for at least 8 weeks had less than 3 unexcused school absences as measured by nine week period report cards.

**Agency:** Big Brothers Big Sisters **Program:** Reading Bigs

**Amount funded for FY 09-10:** \$94,000 **Percent Spent:** 100%

**Brief description:** Program is designed to promote family literacy and school success through reading mentoring at school sites with K – 2<sup>nd</sup> graders.

**# of Children served Individually:** 136 **% of Contracted Goal:** 94%

**# of Adults served:** 113 **% of Contracted Goal:** 98%

**# of Adults served in Groups:** 50 **% of Contracted Goal:** 0

**Outcome Achievement (Goal):** 94% (Goal – 85%) of enrolled boys and girls who have participated in reading mentoring activities for at least six months were promoted to the next grade level as reported by June 2010 School District promotion/retention records.

**Outcome Achievement (Goal):** 80% (Goal – 80%) of the enrolled boys and girls who have participated in the reading mentoring activities for at least six months improved reading performance in one or more areas of the FAIR by June 2010.

**Outcome Achievement (Goal):** 63% (Goal – 90%) of participants enrolled in the program for at least 8 weeks had less than 3 unexcused school absences each nine weeks as measured by report cards.

**Agency:** Boys & Girls Club **Program:** Truancy Project II

**Amount funded for FY 09-10:** \$115,000 **Percent Spent:** 98%

**Brief description:** Program is designed to promote regular school attendance and success through targeting of K – 5th graders with five or more unexcused absences.

**# of Children served Individually:** 1119 **% of Contracted Goal:** 124%

**# of Children served in Groups:** 110 **% of Contracted Goal:** 0

**Outcome Achievement (Goal):** 61%(Goal 60%) of youth served during the 2009-10 school year (including those carried over from previous year and those entering into program 1<sup>st</sup> or 2<sup>nd</sup> nine weeks) reduced the rate of accumulated unexcused absences (from initial contact in the program to end of school year) as of June 2010 as measured by the SLCSB generated reports.

**Outcome Achievement (Goal):** Reduced the total number of unexcused absences for all elementary school children served in this eight-school project by 33%(Goal – 30%)by June 2010 as measured by SLCSB generated cumulative reports for the end of the 2009-10 school year.

**Agency:** Children's Home Society **Program:** Truancy Project

**Amount funded for FY 09-10:** \$103,000 **Percent Spent:** 96%

**Brief description:** Program is designed to promote regular school attendance and success through targeting of K – 5<sup>th</sup> graders with five or more unexcused absences. Provides services to 7 schools which include case management as well as information and resource referral services.

**# of Children served Individually:** 1362 **% of Contracted Goal:** 69%

**# of Adults served:** 1817 **% of Contracted Goal:** 53%

**Outcome Achievement (Goal):** 94%(Goal - 60%) of youth served during the 2009-10 school year (including those carried over from previous year and those entering into program 1<sup>st</sup> or 2<sup>nd</sup> nine weeks) reduced the rate of accumulated unexcused absences (from initial contact in the program to end of school year) as of June 2010 as measured by the SLCSB generated reports.

**Outcome Achievement (Goal):** 97% (Goal -50%) of youth served between Oct. 1, 2009 – March 31, 2010 did not accumulate any additional unexcused absences after initial contact for the remainder of the school year.

**Agency:** Daniel M. Foundation **Program:** Applied Behavior Concepts

**Amount funded for FY 09-10:** \$67,000 **Percent Spent:** 99%

**Brief description:** The Applied Behavior Concepts program serves children 3-4 years old that have been identified as having behavior issues that cannot be managed in their current child care settings. Educational focus will assist children with development of social and behavioral skills and improvement of emotional and social school readiness.

**# of Children served Individually:** 17 **% of Contracted Goal:** 121%

**# of Adults served in Groups:** 7 **% of Contracted Goal:** 35%

**Outcome Achievement (Goal):** Increased the ability to learn appropriate ways to control individually identified negative behavior of enrolled boys and girls by 80% (Goal - 50%) as measured by a data collected on a daily basis through case notes.

**Outcome Progress:** Increased school readiness skills for 82% (Goal – 85%) of enrolled children by September 2010 as measured by assessment every 8 weeks.

**Agency:** Early Learning Coalition **Program:** Child Care Purchasing Pool

**Amount funded for FY 09-10:** \$25,000 **Percent Spent:** 87%

**Brief description:** Funds provided to participate in the Child Care Executive Partnership to draw down matching Federal and State funds – dollar for dollar. The funds serve children and families whose income range from 150% - 200% of the federal poverty level.

**# of Children served Individually:** 39 **% of Contracted Goal:** 195%

**Outcome Achievement:** The Coalition has been able to receive 100% match from the State's Child Care Executive Partnership for 39 children (Goal – 20). These children would not have qualified for the School Readiness program due to income level.



**Agency:** New Horizons of the Treasure Coast      **Program:** Student Assistance Program

**Amount funded for FY 09-10:** \$400,000      **Percent Spent:** 94%

**Brief description:** School based program designed to prevent and reduce substance use and abuse among high risk, multi-problem adolescents. Program services focus on strengthening protective factors for healthy behaviors and decreasing risk factors associated with greater potential for drug use.

|                                           |               |                              |             |
|-------------------------------------------|---------------|------------------------------|-------------|
| <b># of Children served Individually:</b> | <b>151</b>    | <b>% of Contracted Goal:</b> | <b>44%</b>  |
| <b># of Children served in Groups:</b>    | <b>51,206</b> | <b>% of Contracted Goal:</b> | <b>640%</b> |
| <b># of Adults served:</b>                | <b>2252</b>   | <b>% of Contracted Goal:</b> | <b>265%</b> |
| <b># of Adults served in Groups:</b>      | <b>670</b>    | <b>% of Contracted Goal:</b> | <b>74%</b>  |

**Outcome Progress:** 87% (*Goal – 85%*) of students who completed Level II services, increased their knowledge of risk and protective factors associated with substance use/abuse, as measured by an increased score on the student survey at discharge.

**Outcome Progress:** 85% (*Goal - 75%*) of students enrolled in Level II services completed at least two of the goals on their individualized Prevention Plan, which exhibited a decrease in their Risk Factors and an increase in their Protective Factors.

**Outcome Progress:** 100% (*Goal – 80%*) of Elementary students completing the Second Step curriculum (Level II services) displayed improved pro-social behavior, as evidenced by receipt of no (*Goal – no more than 2*) disciplinary referrals while enrolled in services.

**Agency:** Project ROCK, Inc.      **Program:** Project ROCK North

**Amount funded for FY 09-10:** \$115,000      **Percent Spent:** 100%

**Brief description:** Ft. Pierce located program that provides a supervised, nurturing environment for youth who have been suspended from school, taking them off of the streets and into a positive environment. Project ROCK provides individual consultation, academic tutoring, and recreational activities during the school day.

|                                           |            |                              |             |
|-------------------------------------------|------------|------------------------------|-------------|
| <b># of Children served Individually:</b> | <b>465</b> | <b>% of Contracted Goal:</b> | <b>103%</b> |
|-------------------------------------------|------------|------------------------------|-------------|

**Outcome Achievement (Goal):** 100% (*Goal – 95%*) of Project ROCK participants did not commit a crime of any type while enrolled in program.

**Outcome Achievement (Goal):** 100% (*Goal – 90%*) of Project ROCK participants completed homework assignments and/or appropriate schoolwork as measured by homework logs.

**Outcome Achievement (Goal):** 87% (*Goal – 90%*) of Project ROCK participants who attended at least 3 days increased their coping and anger management skills.

**Agency:** Project ROCK South, Inc. **Program:** Project ROCK South

**Amount funded for FY 09-10:** \$103,000 **Percent Spent:** 100%

**Brief description:** Port St. Lucie located program that provides a supervised, nurturing environment for youth who have been suspended from school, taking them off of the streets and into a positive environment. Project ROCK provides individual consultation, academic tutoring, and recreational activities during the school day.

**# of Children served Individually:** 278 **% of Contracted Goal:** 74%

---

**Outcome Achievement (Goal):** 100% (*Goal – 95%*) of Project ROCK participants did not commit a crime of any type while enrolled in program.

---

**Outcome Achievement (Goal):** 100% (*Goal – 90%*) of Project ROCK participants completed homework assignments and/or appropriate schoolwork as measured by homework logs.

---

**Outcome Achievement (Goal):** 99% (*Goal – 90%*) of Project ROCK participants who attended at least 3 days increased their coping and anger management skills.

---

**Agency:** St. Lucie County Health Dept.

**Program:** School Nurses

**Amount funded for FY 09-10:** \$75,000

**Percent Spent:** 100%

**Brief description:** A community partnership between the St. Lucie County Health Department, the School Board and the Children's Services Council to address the need for more school nurses and to develop a coordinated school health program model in the county. Program provides targeted medical management and screenings for school children served in this seven school project.

Fort Pierce

|                                           |             |                              |             |
|-------------------------------------------|-------------|------------------------------|-------------|
| <b># of Children served Individually:</b> | <b>2292</b> | <b>% of Contracted Goal:</b> | <b>229%</b> |
| <b># of Children served in Groups:</b>    | <b>4086</b> | <b>% of Contracted Goal:</b> | <b>204%</b> |
| <b># of Adults served:</b>                | <b>740</b>  | <b>% of Contracted Goal:</b> | <b>493%</b> |
| <b># of Adults served in Groups:</b>      | <b>675</b>  | <b>% of Contracted Goal:</b> | <b>338%</b> |

---

|                                    |                                                                                                                                                                                                                                               |
|------------------------------------|-----------------------------------------------------------------------------------------------------------------------------------------------------------------------------------------------------------------------------------------------|
| <b>Outcome Achievement (Goal):</b> | Improved overall health and functioning of students by completing all mandated screenings and notifications of 100% ( <i>Goal – 90%</i> ) of students by December 30, 2009 to ensure timely referrals for appropriate services and treatment. |
|------------------------------------|-----------------------------------------------------------------------------------------------------------------------------------------------------------------------------------------------------------------------------------------------|

---

|                                    |                                                                                                                                                                         |
|------------------------------------|-------------------------------------------------------------------------------------------------------------------------------------------------------------------------|
| <b>Outcome Achievement (Goal):</b> | Increased knowledge of 90% ( <i>Goal – 70%</i> ) of children and adult staff who attended class workshops on making healthy lifestyles as measured by pre/post surveys. |
|------------------------------------|-------------------------------------------------------------------------------------------------------------------------------------------------------------------------|

---

Port St. Lucie

|                                           |             |                              |             |
|-------------------------------------------|-------------|------------------------------|-------------|
| <b># of Children served Individually:</b> | <b>4487</b> | <b>% of Contracted Goal:</b> | <b>224%</b> |
| <b># of Children served in Groups:</b>    | <b>7170</b> | <b>% of Contracted Goal:</b> | <b>180%</b> |
| <b># of Adults served:</b>                | <b>704</b>  | <b>% of Contracted Goal:</b> | <b>235%</b> |
| <b># of Adults served in Groups:</b>      | <b>647</b>  | <b>% of Contracted Goal:</b> | <b>162%</b> |

---

|                                    |                                                                                                                                                                                                                                               |
|------------------------------------|-----------------------------------------------------------------------------------------------------------------------------------------------------------------------------------------------------------------------------------------------|
| <b>Outcome Achievement (Goal):</b> | Improved overall health and functioning of students by completing all mandated screenings and notifications of 100% ( <i>Goal – 90%</i> ) of students by December 30, 2009 to ensure timely referrals for appropriate services and treatment. |
|------------------------------------|-----------------------------------------------------------------------------------------------------------------------------------------------------------------------------------------------------------------------------------------------|

---

|                                    |                                                                                                                                                                       |
|------------------------------------|-----------------------------------------------------------------------------------------------------------------------------------------------------------------------|
| <b>Outcome Achievement (Goal):</b> | Increased knowledge of 90% ( <i>Goal – 70%</i> ) of children and adult staff who attend class workshops on making healthy lifestyles as measured by pre/post surveys. |
|------------------------------------|-----------------------------------------------------------------------------------------------------------------------------------------------------------------------|

---

## Appendix C:

## Family Building & Strengthening

**Agency:** Arc of St. Lucie County **Program:** After School and Summer Program

**Amount funded for FY 09-10:** \$115,000 **Percent Spent:** 96%

**Brief description:** An after school and summer program designed to achieve the promotion and support of functional family structure and the promotion of school readiness/healthy bodies & minds for a mentally and physically challenged population.

**# of Children served Individually:** 62 **% of Contracted Goal:** 124%

**Outcome Progress:** 97% (*Goal – 85%*) of participating parents with children of disabilities will reduce family stress as measured by family satisfaction surveys distributed in May & Aug 2010.

**Outcome Progress:** 99% (*Goal – 90%*) of behaviorally challenged students and medically fragile students in need of 1:1 support and assistance have maintained interactive communication and functional skill levels as measured by observations and program documentation.

**Agency:** Big Brothers Big Sisters **Program:** Children of Promise

**Amount funded for FY 09-10:** \$10,000 **Percent Spent:** 100%

**Brief description:** A matching grant program designed to provide individual/family counseling and group mentoring to children and families whose family member is incarcerated in state or federal prison to develop healthy beliefs, clear standards of behavior, family bonding and opportunities for skills development.

**# of Children served Individually:** 56 **% of Contracted Goal:** 233%

**# of Adults served:** 33 **% of Contracted Goal:** 138%

**Outcome Achievement (Goal):** 100% (*Goal – 85%*) of youth who participated in 1-to-1 Children of Promise Mentoring for at least five months have not become involved with the juvenile justice system.

**Outcome Achievement (Goal):** 80% (*Goal – 80%*) of the youth who participated in 1-to-1 Children of Promise Mentoring for at least five months have improved academic performance.

**Outcome Achievement (Goal):** 50% (*Goal – 90%*) of the youth enrolled in the Children of Promise Mentoring Program had less than three unexcused school absences during each nine weeks as measured by report cards.

**Agency:** Big Brothers Big Sisters

**Program:** Family Support Services

**Amount funded for FY 09-10:** \$44,000

**Percent Spent:** 92%

**Brief description:** Provides individual/family counseling and group mentoring to children and families that have demonstrated anger control issues, low self-esteem, poor peer relationships, and poor family management.

**# of Children served Individually:** 25                      **% of Contracted Goal:** 50%

**# of Children served in Groups:** 86                      **% of Contracted Goal:** 54%

**# of Adults served:** 30                      **% of Contracted Goal:** 60%

**# of Adults served in Groups:** 14                      **% of Contracted Goal:** 93%

**Outcome Achievement (Goal):** Improved developmental assets and coping skills by one level in 95% (Goal – 85%) of the target families as measured by parent, mentor, teacher, and case manager on the Program Based Outcomes Evaluation (POE – Modified Version) pre and post testing.

**Outcome Achievement (Goal):** Improved developmental assets and coping skills by one level in 95% (Goal – 85%) of the target youth as measured by parent, mentor, teacher, and case manager on the Program Based Outcomes Evaluation (POE – Modified Version) pre and post testing.

**Outcome Achievement (Goal):** Decreased the number of conduct referrals in 100% (Goal – 80%) of the clients with behavior problems by 20% as reported by the SLCSB discipline records and Boys and Girls Club conduct records.

**Agency:** Boys and Girls Club

**Program:** Multi-Cultural Resource Center

**Amount funded for FY 09-10:** \$145,000

**Percent Spent:** 94%

**Brief description:** This program is designed to: 1) Provide after school and school break services for 50 K-8 youth; 2) Provide 8 week summer program; 3) Provide outreach program, Higher Ground, that engages parents in a variety of family strengthening activities.

**# of Children served Individually:** 142                      **% of Contracted Goal:** 284%

**# of Children served in Groups:** 12                      **% of Contracted Goal:** 0%

**# of Adults served:** 55                      **% of Contracted Goal:** %

**# of Adults served in Groups:** 18                      **% of Contracted Goal:** 0%

**Outcome Achievement:** 91% (Goal – 90%) of youth enrolled in the program for at least 3 months will improve or maintain academic performance as shown by 9 week progress reports from school or performance measures testing progress on site.

**Outcome Achievement:** 81% (Goal – 75%) of families have accomplished at least two of their family service plan goals related to community and educational services through education, relationship building, and case management as measured by pre and post service survey results and documentation of follow-up contacts.

**Outcome Achievement:** 87% (Goal – 90%) of youth enrolled in the program will attend the after school program a minimum of three days per week as measured by weekly attendance and case file documentation.

**Agency:** CASTLE **Program:** High Hopes for Kids  
**Amount funded for FY 09-10:** \$43,000 **Percent Spent:** 100%

**Brief description:** An educational and support group for children whose parents have divorced or separated. Meets weekly for twelve weeks to provide support and teach children coping skills to deal with the strong feelings and issues that arise from parental separation.

**# of Children served in Groups:** 377 **% of Contracted Goal:** 108%

**Outcome Achievement (Goal):** 94% (*Goal – 92%*) of children who completed the High Hopes program demonstrated improved coping skills, as measured by pre/post assessments.

**Outcome Achievement (Goal):** 94% (*Goal – 90%*) of children who completed the High Hopes program demonstrated improvement in at least two behaviors conducive to classroom learning.

**Outcome Achievement (Goal):** 96% (*Goal – 90%*) of children who completed the Anger Management Enhancement of the High Hopes for Kids Program demonstrated improvement in at least two anger management skills as measured by pre/post anger management checklist.

**Agency:** CASTLE **Program:** Safe Families  
**Amount funded for FY 09-10:** \$213,000 **Percent Spent:** 98%

**Brief description:** Home-based parent education and support designed to prevent child abuse and neglect and help families remain intact.

**# of Children served Individually:** 567 **% of Contracted Goal:** 101%

**# of Adults served:** 382 **% of Contracted Goal:** 101%

**# of Adults served in Groups:** 122 **% of Contracted Goal:** 84%

**Outcome Achievement (Goal):** 100% (*Goal – 90%*) of the families who have been enrolled for at least 3 months reduced at least two (2) risk factors associated with child abuse while enrolled and/or at the conclusion of the program as measured by the program’s risk factor assessment tool.

**Outcome Achievement (Goal):** 99% (*Goal – 90%*) of the families who have been enrolled for at least 3 months increased at least two (2) protective factors associated with child abuse while enrolled in the program and/or at the conclusion of the program as measured by the program’s protective factor assessment tool.

**Outcome Achievement (Goal):** 95% (*Goal – 94%*) of families who successfully completed the program have had no confirmed reports of re-abuse for one year. (n=551 families)

**Agency:** CASTLE **Program:** Strengthening Families  
**Amount funded for FY 09-10:** \$190,000 **Percent Spent:** 97%

**Brief description:** 14-session family skills training program designed to increase resilience and reduce risk factors for substance abuse, depression, violence and aggression, delinquency and school failure in high risk 6-12 year old children and their parents.

|                                           |           |                              |             |
|-------------------------------------------|-----------|------------------------------|-------------|
| <b># of Children served Individually:</b> | <b>46</b> | <b>% of Contracted Goal:</b> | <b>115%</b> |
| <b># of Children served in Groups:</b>    | <b>95</b> | <b>% of Contracted Goal:</b> | <b>112%</b> |
| <b># of Adults served:</b>                | <b>34</b> | <b>% of Contracted Goal:</b> | <b>97%</b>  |
| <b># of Adults served in Groups:</b>      | <b>64</b> | <b>% of Contracted Goal:</b> | <b>107%</b> |

|                                    |                                                                                                                                                                                                                                           |
|------------------------------------|-------------------------------------------------------------------------------------------------------------------------------------------------------------------------------------------------------------------------------------------|
| <b>Outcome Achievement (Goal):</b> | Increased parenting skills so that 99% ( <i>Goal – 94%</i> ) of enrolled parents had no verified episodes of child abuse or neglect during and for up to one year after completing services.                                              |
| <b>Outcome Achievement (Goal):</b> | Increased pro-social behavior and decreased anti-social behavior/attitudes reducing alcohol, marijuana, and illicit drug use in 83% ( <i>Goal – 90%</i> ) of the youth who completed the program by September 2010.                       |
| <b>Outcome Achievement (Goal):</b> | Increased family functioning in 100% ( <i>Goal – 90%</i> ) of the families who completed SFP by an increase in at least one protective factor and a decrease in at least one risk factor as measured by risk/protective factor checklist. |

**Agency:** CASTLE **Program:** Strong Fathers/Strong Families  
**Amount funded for FY 09-10:** \$14,500 **Percent Spent:** 99%

**Brief description:** Promotes responsible fatherhood in incarcerated fathers, provides concurrent services to mothers and children of incarcerated fathers through skill based classes for the family, as well as home based follow-up upon reunification of the family.

|                                           |            |                              |             |
|-------------------------------------------|------------|------------------------------|-------------|
| <b># of Children served Individually:</b> | <b>43</b>  | <b>% of Contracted Goal:</b> | <b>78%</b>  |
| <b># of Adults served:</b>                | <b>218</b> | <b>% of Contracted Goal:</b> | <b>121%</b> |

|                                    |                                                                                                                                                                                          |
|------------------------------------|------------------------------------------------------------------------------------------------------------------------------------------------------------------------------------------|
| <b>Outcome Achievement (Goal):</b> | 87% ( <i>Goal – 90%</i> ) of participants in the Responsible Fatherhood classes improved understanding of the role of fathers by scoring at least 75% on weekly tests on the curriculum. |
| <b>Outcome Achievement (Goal):</b> | 100% ( <i>Goal – 75%</i> ) of incarcerated fathers enrolled in the program have maintained weekly contact with their children.                                                           |
| <b>Outcome Achievement (Goal):</b> | 100% ( <i>Goal – 80%</i> ) of fathers who completed the program (including in-home services upon release) have <u>not</u> recidivated.                                                   |

**Agency:** CASTLE

**Program:** Valued Visits

**Amount funded for FY 09-10:** \$19,600

**Percent Spent:** 100%

**Brief description:** A safe and nurturing place for non-residential parents to have supervised visitation with their children. Visitations are structured under court order.

**# of Children served Individually:** 97                      **% of Contracted Goal:** 73%

**# of Adults served:** 112                              **% of Contracted Goal:** 104%

**Outcome Achievement (Goal):** 99% (*Goal – 95%*) of the visits occurring in SLC were successful in that they were not terminated for rules violations.

**Outcome Achievement (Goal):** 98% (*Goal – 90%*) of the residential parents completing the satisfaction survey expressed satisfaction with the program services.

**Outcome Achievement (Goal):** 95% (*Goal – 90%*) of non-custodial parents taking parenting classes successfully completed a competency based post test after each session to ensure learning of positive parenting skills.

**Agency:** Catholic Charities

**Program:** Strengthening Families Program

**Amount funded for FY 09-10:** \$86,000

**Percent Spent:** 83%

**Brief description:** Strengthening Families Program is a best practice model designed to involve the whole family. As one of four program partners services are provided to families through a 14-session family skills training program designed to increase resilience and reduce risk factors for child abuse/neglect, substance abuse, depression, violence and aggression.

**# of Children served in Groups:** 154                      **% of Contracted Goal:** 171%

**# of Adults served in Groups:** 112                              **% of Contracted Goal:** 140%

**Outcome Achievement (Goal):** Increased parenting skills so that 99% (*Goal – 94%*) of enrolled parents who successfully complete the Strengthening Families Program will have no verified episodes of child abuse or neglect during and for one year after completing services.

**Outcome Achievement (Goal):** Increased pro-social behavior and decreased anti-social behavior/attitudes reducing alcohol, marijuana, and illicit drug use in 83% (*Goal – 90%*) of the youth who completed the program by September 2010.

**Outcome Achievement (Goal):** Increased family functioning in 100% (*Goal – 90%*) of the families who completed the Strengthening Families Program by an increase in at least one protective factor and a decrease in at least one risk factor as measured by risk/protective factor checklist.

**Agency:** Catholic Charities **Program:** Treasure Coast Kids  
**Amount funded for FY 09-10:** \$70,000 **Percent Spent:** 78%

**Brief description:** Professional counseling services for individuals, couples, children, and families to build resilience for the challenges of life. Services target children and adolescents and their families in need of counseling services to resolve the stressful issues that adversely effect family life.

**# of Children served Individually:** 207 **% of Contracted Goal:** 105%  
**# of Adults served:** 192 **% of Contracted Goal:** 144%  
**# of Adults served in Groups:** 0 **% of Contracted Goal:** 0%

|                                    |                                                                                                                                                                  |
|------------------------------------|------------------------------------------------------------------------------------------------------------------------------------------------------------------|
| <b>Outcome Achievement (Goal):</b> | 84% (Goal – 80%) of children and adolescents achieved two or more of the goals on their service plans within 12 sessions as measured by case file documentation. |
| <b>Outcome Achievement (Goal)</b>  | 81% (Goal – 80%) of children, adolescents improved their SSRS sub scores (Cooperation, Assertion, Empathy, Self-control) within 12 sessions.                     |
| <b>Outcome Achievement (Goal):</b> | 80% (Goal – 80%) of children, adolescents and their parents improved communication skills and ability to deal with stressors as a family unit.                   |

**Agency:** Center for Information and Crisis **Program:** 211  
**Amount funded for FY 09-10:** \$20,000 **Percent Spent:** 100%

**Brief description:** An outreach program designed to provide 24 hour - 7 days per week information, referral, telephone counseling, and crisis intervention & suicide prevention services toll free to individuals, families and children.

**# of Children served Individually:** 617 **% of Contracted Goal:** 82%  
**# of Adults served:** 16272 **% of Contracted Goal:** 86%

|                                    |                                                                                                                                                                                        |
|------------------------------------|----------------------------------------------------------------------------------------------------------------------------------------------------------------------------------------|
| <b>Outcome Achievement (Goal):</b> | Increased the volume of calls to 211 from St. Lucie County children and families by 35% (Goal – 10%) as measured by the Center’s computer information management/call tracking system. |
| <b>Outcome Achievement (Goal):</b> | Maintained a 91% (Goal- 90%) success rate of caller satisfaction for the year as measured by random caller satisfaction surveys.                                                       |
| <b>Outcome Achievement (Goal):</b> | 72% (Goal- 70%) of service provider agencies have updated their agency information.                                                                                                    |

**Agency:** Children's Home Society **Program:** Heart Gallery/Adoption Support  
**Amount funded for FY 09-10:** \$12,500 **Percent Spent:** 100%

**Brief description:** Year round effort to raise community awareness of the need for adoptive homes and availability of adoptive services through community activities including the Heart Gallery.

**# of Children served Individually:** 23 **% of Contracted Goal:** 85%  
**# of Adults served in Groups:** 34,617 **% of Contracted Goal:** 692%

**Outcome Achievement (Goal):** Increased the number of Heart Gallery children placed in adoptive homes: 11 of 23 St. Lucie County Heart Gallery youth have been adopted, placed or matched with adoptive families during the 09/10 fiscal year.

**Outcome Achievement (Goal):** Increased community awareness related to the need for special needs adoptions including sibling groups, ethnic minorities, older children and children with extensive medical and behavioral issues by 765% (*Goal – 25%*): Outreach presentations and Heart Gallery exhibit reached 34,617 individuals.

**Agency:** Daniel M. Foundation **Program:** Camp Holiday Center  
**Amount funded for FY 09-10:** \$152,500 **Percent Spent:** 100%

**Brief description:** Program is designed to provide family focused services to parents of children with emotional and behavioral difficulties. Provides respite, specialized parent training, and a structured positive skill building (social and conflict resolution) program for the children.

**# of Children served Individually:** 72 **% of Contracted Goal:** 131%  
**# of Children served in Groups:** 28 **% of Contracted Goal:** 93%  
**# of Adults served:** 24 **% of Contracted Goal:** 96%

**Outcome Achievement (Goal):** 93% of enrolled boys and girls increased the number of exhibited positive behavior of enrolled boys and girls by 80% (*Goal – 80%*) as measured by data collected on a daily basis through case notes.

**Outcome Achievement (Goal):** 100% (*Goal – 85%*) of parents report reduced stress levels during and immediately following the receipt of services as measured by Parent Satisfaction Surveys distributed quarterly.

**Outcome Achievement (Goal):** 100% of participants (*Goal – 90%*) of participants attended the program a minimum average of three days per week as measured by weekly attendance rosters.

Agency: Early Learning Coalition

Program: Father & Child Connection

Amount funded for FY 09-10: \$55,000

Percent Spent: 100%

**Brief description:** A family-building and parent training program promoting development of the critical skills and knowledge needed to meet the responsibilities of the father role model.

**# of Children served in Groups:** 390                      **% of Contracted Goal:** 260%

**# of Adults served:** 37                                      **% of Contracted Goal:** 185%

**# of Adults served in Groups:** 1215                      **% of Contracted Goal:** 1215%

---

**Outcome Achievement (Goal):** 100% (*Goal – 75%*) of fathers who participated in 3 or more activities will indicate increased involvement with their children as measured by pre/post activity surveys.

---

**Outcome Achievement (Goal):** *Goal – Increased community awareness of the Father & Child Connection Program and other available resources in the community related to fatherhood parenting skills.* Through a variety of community outreach presentations the program has reached over 1200 adults and nearly 400 children.

---

Agency: Family Preservation Services

Program: Strengthening Families Program

Amount funded for FY 09-10: \$80,000

Percent Spent: 93%

**Brief description:** Strengthening Families Program is a best practice model designed to involve the whole family. The four program partners will each provide services to family members including youth and parents. The services include 14 family skills sessions designed to increase resilience and reduce risk factors for child abuse/neglect, substance abuse, depression, violence and aggression.

**# of Children served Individually:** 56                      **% of Contracted Goal:** 187%

**# of Children served in Groups:** 79                      **% of Contracted Goal:** 122%

**# of Adults served:** 42                                      **% of Contracted Goal:** 140%

**# of Adults served in Groups:** 68                      **% of Contracted Goal:** 136%

---

**Outcome Achievement (Goal):** Increased parenting skills so that 99% (*Goal – 94%*) of enrolled parents had no verified episodes of child abuse or neglect during and for up to one year after completing services.

---

**Outcome Achievement (Goal):** To increase pro-social behavior and decrease anti-social behavior/attitudes reducing alcohol, marijuana, and illicit drug use in 83% (*Goal – 90%*) of the youth who completed the program by September 2010.

---

**Outcome Achievement (Goal):** Increased family functioning in 100% (*Goal – 90%*) of the families who completed the Strengthening Families Program by an increase in at least one protective factor and a decrease in at least one risk factor as measured by risk/protective factor checklist.

**Agency:** Hibiscus Children's Center **Program:** Support for Families in Crisis

**Amount funded for FY 09-10:** \$133,000 **Percent Spent:** 97%

---

**Brief description:** Child abuse and neglect prevention program that provides in-home services to families experiencing crisis (i.e. unemployment, homelessness, domestic violence, mental health, poverty). These services may take the form of family support, therapy, medical, daily living assistance, educational, and short-term respite care for children.

**# of Children served Individually:** 566 **% of Contracted Goal:** 112%

**# of Adults served:** 279 **% of Contracted Goal:** 127%

---

**Outcome Achievement (Goal):** 96% (Goal – 95%) of families participating in the program with children under the age of 18 had no verified cases of abuse or neglect during and at 12 months after services.

---

**Outcome Achievement (Goal):** 100% (Goal – 95%) of families increased parenting skills in at least one of four domains as measured by the Self Sufficiency Matrix.

---

**Outcome Achievement (Goal):** 100% (Goal – 95%) of families completing the program demonstrated knowledge and competency in accessing community resources on their own by identifying at least 3 relevant resources for their family with the resources name and instructions on how to make a self referral.

---

**Agency:** New Horizons of the Treasure Coast **Program:** Strengthening Families

**Amount funded for FY 09-10:** \$68,000 **Percent Spent:** 84%

---

**Brief description:** Strengthening Families Program is a best practice model designed to involve the whole family. The four program partners will each provide services to family members including youth and parents. The services include 14 family skills sessions designed to increase resilience and reduce risk factors for child abuse/neglect, substance abuse, depression, violence and aggression.

**# of Children served Individually:** 24 **% of Contracted Goal:** 80%

**# of Children served in Groups:** 88 **% of Contracted Goal:** 147%

**# of Adults served:** 18 **% of Contracted Goal:** 60%

**# of Adults served in Groups:** 70 **% of Contracted Goal:** 117%

---

**Outcome Achievement (Goal):** Increased parenting skills so that 99% (Goal – 94%) of enrolled parents had no verified episodes of child abuse or neglect during and for up to one year after completing services.

---

**Outcome Achievement (Goal):** Increased pro-social behavior and decreased anti-social behavior/attitudes reducing alcohol, marijuana, and illicit drug use in 83% (Goal – 90%) of the youth who completed the program by September 2010.

---

**Outcome Achievement (Goal):** Increased family functioning in 100% (Goal – 90%) of the families who completed SFP by an increase in at least one protective factor and a decrease in at least one risk factor as measured by risk/protective factor checklist.

---

**Agency:** Planned Parenthood

**Program:** Adult Role Models

**Amount funded for FY 09-10:** \$103,000

**Percent Spent:** 100%

**Brief description:** Parent education program that trains and empowers community members in the topics of developing healthy relationships, enhancing self-esteem, media influence on youth, human development, puberty, effective communication, substance abuse, domestic violence, and sexuality. Empowered with this knowledge, the community members (ARMs) train parents in their communities.

|                                        |             |                              |             |
|----------------------------------------|-------------|------------------------------|-------------|
| <b># of Children served in Groups:</b> | <b>460</b>  | <b>% of Contracted Goal:</b> | <b>115%</b> |
| <b># of Adults served:</b>             | <b>42</b>   | <b>% of Contracted Goal:</b> | <b>210%</b> |
| <b># of Adults served in Groups:</b>   | <b>2306</b> | <b>% of Contracted Goal:</b> | <b>177%</b> |

|                                    |                                                                                                                                                                                                                                                                                                                                                                             |
|------------------------------------|-----------------------------------------------------------------------------------------------------------------------------------------------------------------------------------------------------------------------------------------------------------------------------------------------------------------------------------------------------------------------------|
| <b>Outcome Achievement (Goal):</b> | Increased skills of 23 ( <i>Goal 20</i> ) Adult Role Models in the ability to teach health education, parenting skills, and life skills by 75% by September, 2010 as measured by pre/post testing after 75 hours of training and number of teach back sessions offered during the year. (*In addition, 19 past trained ARMS remain active and complete workshops regularly) |
|------------------------------------|-----------------------------------------------------------------------------------------------------------------------------------------------------------------------------------------------------------------------------------------------------------------------------------------------------------------------------------------------------------------------------|

|                                    |                                                                                                                                                                                                                                            |
|------------------------------------|--------------------------------------------------------------------------------------------------------------------------------------------------------------------------------------------------------------------------------------------|
| <b>Outcome Achievement (Goal):</b> | Increased comfort levels of parents who attend community training sessions conducted by the Adult Role Model volunteers in talking to their children about health issues, values, and decision-making skills by 99% ( <i>Goal – 75%</i> ). |
|------------------------------------|--------------------------------------------------------------------------------------------------------------------------------------------------------------------------------------------------------------------------------------------|

**Agency:** Planned Parenthood

**Program:** La Promesa

**Amount funded for FY 09-10:** \$62,000

**Percent Spent:** 96%

**Brief description:** This program is committed in its design to closing the gaps in the quality and availability of healthcare, health education and preventive measures currently existing in the Latino population. Program includes expanded curriculum as well as direct outreach to teens.

|                                           |             |                              |             |
|-------------------------------------------|-------------|------------------------------|-------------|
| <b># of Children served Individually:</b> | <b>290</b>  | <b>% of Contracted Goal:</b> | <b>83%</b>  |
| <b># of Children served in Groups:</b>    | <b>1148</b> | <b>% of Contracted Goal:</b> | <b>96%</b>  |
| <b># of Adults served:</b>                | <b>310</b>  | <b>% of Contracted Goal:</b> | <b>103%</b> |
| <b># of Adults served in Groups:</b>      | <b>1905</b> | <b>% of Contracted Goal:</b> | <b>166%</b> |

|                                    |                                                                                                                                                                                |
|------------------------------------|--------------------------------------------------------------------------------------------------------------------------------------------------------------------------------|
| <b>Outcome Achievement (Goal):</b> | 90% ( <i>Goal – 75%</i> ) of <u>adult</u> participants increased their knowledge of reproductive health and how to communicate to their families as measure by pre/post tests. |
|------------------------------------|--------------------------------------------------------------------------------------------------------------------------------------------------------------------------------|

|                                    |                                                                                                                                                                                |
|------------------------------------|--------------------------------------------------------------------------------------------------------------------------------------------------------------------------------|
| <b>Outcome Achievement (Goal):</b> | 99% ( <i>Goal – 75%</i> ) of <u>youth</u> participants increased their knowledge of reproductive health and how to communicate to their families as measure by pre/post tests. |
|------------------------------------|--------------------------------------------------------------------------------------------------------------------------------------------------------------------------------|

|                                    |                                                                                                                                                                                                                                                             |
|------------------------------------|-------------------------------------------------------------------------------------------------------------------------------------------------------------------------------------------------------------------------------------------------------------|
| <b>Outcome Achievement (Goal):</b> | Increased program participant knowledge of health and family services available, including but not limited to Planned Parenthood, by documenting services referred each quarter and the number of times referred. 101 referrals documented for fiscal year. |
|------------------------------------|-------------------------------------------------------------------------------------------------------------------------------------------------------------------------------------------------------------------------------------------------------------|

Agency: Roundtable of St. Lucie County, Inc. Program: Kids at Hope

Amount funded for FY 09-10: \$96,800 Percent Spent: 94%

---

**Brief description:** A strategic cultural framework that builds community support to identify and encourage the positive skills and abilities of our youth. All children are capable of success, no exceptions!

**# of Adults served: 2398 % of Contracted Goal: 120%**

---

**Outcome Achievement (Goal):** Increased the knowledge of the Kids at Hope system (process & expectations) in 98% of Fort Pierce and Port St. Lucie Hope Square adults who participate in Kids at Hope Trainings as evidenced by post session training and evaluation data.

---

**Outcome Achievement (Goal):** *(Goal - a minimum of two schools in each Hope Square will be trained in Kids at Hope concept by September, 2010.)* Four schools have been trained in 2009-10: Dan McCarty, Forest Grove Middle, Oak Hammock K-8, and Windmill Point Elementary .

---

**Outcome Achievement (Goal):** *(Goal – a minimum of 40 partnerships will be developed with Community Based Organizations resulting in implementation of Kids at Hope activities/practices by September 2010)* Program has developed new partnerships with 48 community based agencies, organizations, including five new business partnerships.

---

Agency: Treasure Coast Hospices Program: Youth Grief Program

Amount funded for FY 09-10: \$95,000 Percent Spent: 99%

---

**Brief description:** Program provides grief support at home, school or hospice office. Individual, group and classroom instruction are available to children and their families. Emphasizes family involvement and healing.

**# of Children served Individually: 229 % of Contracted Goal: 70%**

**# of Children served in Groups: 556 % of Contracted Goal: 159%**

**# of Adults served: 206 % of Contracted Goal: 90%**

**# of Adults served in Groups: 531 % of Contracted Goal: 133%**

---

**Outcome Achievement (Goal):** 97% *(Goal – 85%)* of children and teens who participated in the program in accordance with the goals of their plan of care improved their use of coping skills in 95% of the problem areas identified from pre and post grief assessments.

---

**Outcome Achievement (Goal):** 97% *(Goal – 85%)* of children and teens who participated in the program in accordance with the goals of their plan of care demonstrated improvement in 95% of their problematic behaviors as identified from pre and post grief assessments.

---

**Outcome Achievement (Goal):** 97% *(Goal – 85%)* of grieving children and teens who participated in the program demonstrated improvement with anger outbursts by identifying at least two self-control behaviors as measured by pre and post assessments.

---

**Outcome Achievement (Goal):** 97% *(Goal – 85%)* of children and teens who participated in the program increased their understanding of grief by identifying at least three feelings of grief as measured by pre and post assessments.

---

## Appendix D:

## Healthy Lifestyles & Decision Making

Agency: Children's Home Society Program: Teen Life Choices  
 Amount funded for FY 09-10: \$184,000 Percent Spent: 99%

**Brief description:** Program targets primary prevention of teen pregnancy through collaboration with the St. Lucie County middle and high schools, churches, and community agencies serving the teen population. Presentation of an abstinence based program including reinforcement skills will help teens to postpone sexual activity, define choices and consequences, and make responsible decisions.

**# of Children served in Groups:** 5349 **% of Contracted Goal:** 83%

**# of Adults served in Groups:** 15 **% of Contracted Goal:** 10%

|                                    |                                                                                                                                                                                                        |
|------------------------------------|--------------------------------------------------------------------------------------------------------------------------------------------------------------------------------------------------------|
| <b>Outcome Achievement (Goal):</b> | 83% (Goal – 75%) of teens who participated in the Teen Life Choices program increased knowledge of the emotional, physical, psychological, social, and financial consequences of teen parenthood.      |
| <b>Outcome Achievement (Goal):</b> | 88% (Goal – 90%) of teens who participated in the “Postponing Sexual Involvement” program increased their knowledge of skills to postpone sexual involvement by 65% as measured by pre and post tests. |

Agency: Florida Community Health Centers Program: Adolescent Health  
 Amount funded for FY 09-10: \$123,000 Percent Spent: 100%

**Brief description:** An adolescent (ages 12 - 18) health care program providing medical testing, treatment and health education concerning HIV, STD, and pregnancy prevention.

**# of Children served Individually:** 1514 **% of Contracted Goal:** 77%

|                                    |                                                                                                                                                                                                                                                                                                                               |
|------------------------------------|-------------------------------------------------------------------------------------------------------------------------------------------------------------------------------------------------------------------------------------------------------------------------------------------------------------------------------|
| <b>Outcome Achievement (Goal):</b> | Maintain a proactive environment with adolescents to promote education, awareness and positive conflict resolution as indicated by a 73% (Goal – 10%) reduction in number of teens with continuing high-risk behavior scores at subsequent visits.                                                                            |
| <b>Outcome Achievement (Goal):</b> | Promoted healthy eating habits and behaviors to reduce health risks – Providers assess weight/height and/or BMI regularly at visits. Teens found to be obese or at risk are provided one-on-one counseling and education along with age-appropriate handouts. 31% of teens served this fiscal year documented as being obese. |

**Agency:** Healthy Start Coalition

**Program:** Teen Case Management

**Amount funded for FY 09-10:** \$173,000

**Percent Spent:** 89%

**Brief description:** This program offers teens accurate information regarding physical and emotional issues surrounding their sexuality. Although this program encourages abstinence, it provides information regarding methods of protection against unintended pregnancies and sexually transmitted infections.

**# of Children served Individually:** 503      **% of Contracted Goal:** 136%

**# of Children served in Groups:** 3357      **% of Contracted Goal:** 112%

**Outcome Achievement (Goal):** Decreased the number of repeat pregnancies within the teen mothers who are being case managed by increasing the number of teen mothers who use birth control after they deliver their babies. 100% (*Goal – 80%*) of the teens who gave birth this fiscal year received birth control.

**Outcome Achievement (Goal):** Achieved a non-pregnancy rate of 94% (*Goal - 90%*) within sexually active teens who have been case managed for at least three months.

**Outcome Achievement (Goal):** Unintended pregnancy was avoided by 94% (*Goal 90%*) of sexually active teens that participated in the Teen Choices curriculum one year after completing the curriculum.

**Agency:** Planned Parenthood

**Program:** Teen Time

**Amount funded for FY 09-10:** \$75,000

**Percent Spent:** 99%

**Brief description:** This program is designed to provide healthy lifestyle resources to adolescents between the ages of 12 and 18. These resources include quality reproductive health services and a strong sexuality educational component. While promoting abstinence, it also provides information on a broad range of family planning topics including the means for preventing STD, HIV and pregnancy.

**# of Children served Individually:** 579      **% of Contracted Goal:** 72%

**# of Children served in Groups:** 2944      **% of Contracted Goal:** 123%

**# of Adults served:** 75      **% of Contracted Goal:** 150%

**# of Adults served in Groups:** 405      **% of Contracted Goal:** 116%

**Outcome Achievement (Goal):** 100% (*Goal – 95%*) of the youth who participated in the program for at least 4 months experienced no incident of out-of-wedlock pregnancy during the program year after receiving reproductive health services as verified by regular follow-up contacts.

**Outcome Achievement (Goal):** 98% (*Goal - 85%*) of the youth who participated in the program for at least 4 months experienced no incident of diagnosed STDs during the program year after receiving reproductive health services as verified by regular follow-up contacts.

**Agency:** Planned Parenthood

**Program:** Teen Time After School Program

**Amount funded for FY 09-10:** \$261,000

**Percent Spent:** 99%

**Brief description:** Long-term, multi-faceted program focused on improving the economic and educational opportunities available to adolescents, while decreasing high risk behaviors. Provides after-school academic support, career awareness, creative arts programming, individual lifetime sports, family life/sexuality education, counseling, and medical/health care services.

**# of Children served Individually:** 70                      **% of Contracted Goal:** 127%

**# of Children served in Groups:** 271                      **% of Contracted Goal:** 122%

**# of Adults served:** 142                      **% of Contracted Goal:** 180%

**# of Adults served in Groups:** 255                      **% of Contracted Goal:** 183%

---

**Outcome Achievement (Goal):** 96% (*Goal – 75%*) of the youth who participated in the program for at least 8 weeks improved academic performance as measured by nine-week report cards while enrolled in the program.

---

**Outcome Achievement (Goal):** 100% (*Goal - 90%*) of youth improved knowledge of human development, sexual health, the risks and prevention of HIV/AIDS and other STIs, and pregnancy prevention as measured by the number of participants with no incidents of STIs or pregnancies (quarterly pre/post tests, self reports).

---

**Outcome Achievement (Goal):** 90% (*Goal – 90%*) of the youth who participated in the program for at least 8 weeks had less than three unexcused school absences during each nine week period as measured by report cards.

---

## Appendix E: After-school Activities & Youth Development

Agency: Avenue D Boys Choir Program: Music After School Program  
 Amount funded for FY 09-10: \$91,000 Percent Spent: 99%

**Brief description:** A boys' choir that provides youth ages 8-18 the opportunity to develop their musical abilities while promoting self-esteem, team work and community involvement. Program promotes school success and life skills that will enhance their ability to succeed as productive members of society.

# of Children served Individually: 51 % of Contracted Goal: 100%  
 # of Adults served: 8 % of Contracted Goal: 0

|                                    |                                                                                                                                                                                                                                                                       |
|------------------------------------|-----------------------------------------------------------------------------------------------------------------------------------------------------------------------------------------------------------------------------------------------------------------------|
| <b>Outcome Achievement (Goal):</b> | 96% (Goal – 95%) of youth enrolled in the program for at least 3 months maintained passing grades or showed improvement as measured by nine-week report cards.                                                                                                        |
| <b>Outcome Achievement (Goal):</b> | 100% (Goal – 100%) of youth enrolled in the program for at three months did not become involved with the juvenile justice system as measured by reports obtained from DJJ every 6 months.                                                                             |
| <b>Outcome Achievement (Goal):</b> | 100% (Goal – 100%) of youth enrolled in the program for at least three months did not become involved in gang activities, including membership or wearing gang clothing, insignias, or accessories as measured by self-report every six months and daily observation. |

Agency: Boys & Girls Club Program: Core Program  
 Amount funded for FY 09-10: \$279,500 Percent Spent: 100%

**Brief description:** The Boys & Girls Club provides after-school and summer development activities for children ages 6-18 that focus on academic enrichment, cultural enrichment, leadership development, substance abuse, delinquency and teen pregnancy prevention, art, music, & career exploration.

# of Children served Individually: 945 % of Contracted Goal: 86%

|                                    |                                                                                                                                                                                                                                                                                                                                           |
|------------------------------------|-------------------------------------------------------------------------------------------------------------------------------------------------------------------------------------------------------------------------------------------------------------------------------------------------------------------------------------------|
| <b>Outcome Achievement (Goal):</b> | 78% (Goal – 80%) of youth who participated in the program for at least 8 weeks improved academic performance as measured by nine-week report cards.                                                                                                                                                                                       |
| <b>Outcome Achievement (Goal):</b> | 89% (Goal 90%) of participants enrolled in the program for at least 8 weeks had less than 3 unexcused school absences during each nine week period as measured by report cards.                                                                                                                                                           |
| <b>Outcome Achievement (Goal):</b> | Increased the judgment, decision making and social interaction skills of participants enrolled in the program for at least 8 weeks so that 100% (Goal - 90%) of program participants had no new referrals to the Department of Juvenile Justice while enrolled in the program as measured by the Dept. of Juvenile Justice referral logs. |

**Agency:** Frontline for Kids, Inc. **Program:** Frontline for Kids  
**Amount funded for FY 09-10:** \$65,024 **Percent Spent:** 100%

**Brief description:** Frontline is an after-school & summer prevention and intervention program of activities for children ages 12-18 that focus on educational enrichment, recreation, leadership development, positive decision making, & career exploration.

**# of Children served Individually:** 115 **% of Contracted Goal:** 92%  
**# of Children served in Groups:** 47 **% of Contracted Goal:** 157%

**Outcome Achievement (Goal):** 91% (Goal – 90%) of youth enrolled in the program for at least 8 weeks improved or maintained academic performance by measure of cumulative grade point average as measured by nine-week report cards.

**Outcome Achievement (Goal):** Increased the judgment, decision making and social interaction skills of participants enrolled in the program for at least 8 weeks so that 100% (Goal - 90%) of program participants had no new referrals to the Department of Juvenile Justice while enrolled in the program as measured by the Dept. of Juvenile Justice referral logs.

**Outcome Achievement (Goal):** 95% (Goal – 90%) of youth enrolled in the program for at least 8 weeks had less than 3 unexcused school absences each nine week period as measured by nine-week report cards.

**Agency:** Future Generations **Program:** After School Music Enhancement  
**Amount funded for FY 09-10:** \$77,000 **Percent Spent:** 100%

**Brief description:** Program provides youth an opportunity to learn and play musical instruments with peers in a safe setting. Youth will learn how to challenge their abilities though music.

**# of Children served Individually:** 67 **% of Contracted Goal:** 102%  
**# of Children served in Groups:** 43 **% of Contracted Goal:** 430%  
**# of Adults served:** 5 **% of Contracted Goal:** 33%  
**# of Adults served in Groups:** 20 **% of Contracted Goal:** 400%

**Outcome Achievement (Goal):** 75% (Goal – 75%) of participants improved prior musical knowledge and performance as measured by pre and post test from Mastery Theory Book and musical software and /or grade point averages.

**Outcome Achievement (Goal):** 81% (Goal – 75%) of youth enrolled in program for at least 3 months have improved or maintained their grade point average and attendance as measured by progress reports and report cards.

**Outcome Achievement (Goal):** 75% (Goal – 90%) of participants attend the program a minimum average of three days per week as measured by weekly attendance rosters.

**Agency:** Girl Scouts of Southeast Florida Council, Inc. **Program:** Studio 2B

**Amount funded for FY 09-10:** \$57,640 **Percent Spent:** 97%

**Brief description:** Program designed to serve 1000 girls ages 5-17, specifically targeting middle school students. Program includes a cohort of girls who bond together while attending five interactive sessions uniquely designed to provide protective factors in girls. Workshops include: Uniquely Me – addresses peer pressure; In the Zone – addresses living drug-free; Got Money – addresses importance of finance and budgeting; Take Charge – addresses ways for girls to protect themselves; Strong Bone – addresses lifelong health habits; and Going Global – addresses international awareness of the world.

**# of Children served in Groups:** 937 **% of Contracted Goal:** 94%

|                                    |                                                                                                                                                                                                                                  |
|------------------------------------|----------------------------------------------------------------------------------------------------------------------------------------------------------------------------------------------------------------------------------|
| <b>Outcome Achievement (Goal):</b> | 94% (Goal – 90%) of participating girls who completed the five-week session increased their knowledge of living drug free and positive peer pressure as measured by pre/post tests given at the end of each session.             |
| <b>Outcome Achievement (Goal):</b> | 95% (Goal – 90%) of participating girls who completed the five-week session will increase their knowledge of personal safety and maintaining a positive lifestyle as measure by pre/post tests given at the end of each session. |
| <b>Outcome Achievement (Goal):</b> | 94% (Goal – 90%) of participants were able to identify bullying practices and learned methods to stop bullying.                                                                                                                  |

**Agency:** Helping People Succeed **Program:** Helping Youth Succeed After School

**Amount funded for FY 09-10:** \$82,000 **Percent Spent:** 84%

**Brief description:** After school program for students enrolled at Indian Hills. Provides academic tutoring, social skills, support groups, organized sorts, arts and crafts classes, and volunteer community projects.

**# of Children served Individually:** 67 **% of Contracted Goal:** 223%

|                                    |                                                                                                                                                                            |
|------------------------------------|----------------------------------------------------------------------------------------------------------------------------------------------------------------------------|
| <b>Outcome Achievement (Goal):</b> | Increased academic performance of 76% (Goal – 75%) of youth participating in the program for at least one semester as measured by grade point averages.                    |
| <b>Outcome Achievement (Goal):</b> | 72% (Goal – 70%) of youth who participated in program for at one semester did not become involved with the juvenile justice system as measured by DJJ reports.             |
| <b>Outcome Achievement (Goal):</b> | 76% (Goal – 80%) of participants demonstrated an increase in socially appropriate behavior as measured by the Personalized Management System and Problem Behavior Reports. |

**Agency:** PACE Center For Girls **Program:** PACE Transitional Services

**Amount funded for FY 09-10:** \$79,500 **Percent Spent:** 99%

**Brief description:** PACE provides girls and young women an opportunity for a better future through education, counseling, training and advocacy.

**# of Children served Individually:** **243** **% of Contracted Goal:** **121%**

---

**Outcome Achievement (Goal):** 92% (*Goal – 80%*) of the girls who participated in Level I services for at least 6 months improved their academic functioning as measured by pre and post assessments.

---

**Outcome Achievement (Goal):** 89% (*Goal – 85%*) of girls who completed at least 30 days of service either remained enrolled in Level I, mainstreamed back to public school (or appropriate educational setting), were employed or in appropriate placement based on the Individual Treatment Plans.

---

**Outcome Achievement (Goal):** 84% (*Goal – 80%*) of all girls who completed the program did not commit a crime within 1 year of program graduation as measured by Department of Juvenile Justice data.

---

**Agency:** Save Our Children **Program:** Cultural Tutorial

**Amount funded for FY 09-10:** \$108,000 **Percent Spent:** 99%

**Brief description:** Program designed to address the academic, social and emotional needs of the children served. Emphasis is placed on youth in school with attendance problems, discipline and academic deficiencies.

**# of Children served Individually:** **116** **% of Contracted Goal:** **93%**

**# of Children served in Groups:** **222** **% of Contracted Goal:** **89%**

**# of Adults served in Groups:** **74** **% of Contracted Goal:** **148%**

---

**Outcome Achievement (Goal):** 96% (*Goal – 80%*) of the youth who participated in the program for at least 8 weeks improved their academic performance as measured by nine-week report cards.

---

**Outcome Achievement (Goal):** 98% (*Goal – 95%*) of the youth who participated in the program for at least 8 weeks have had less than 3 unexcused school absences during each nine week period as measured by report cards.

---

**Outcome Achievement (Goal):** 100% (*Goal – 85%*) of the youth who participated in the program have had no referrals to the Department of Juvenile Justice as measured by DJJ referral logs.

---

**Agency:** YMCA

**Program:** After School & Summer Program

**Amount funded for FY 09-10:** \$122,000

**Percent Spent:** 96%

**Brief description:** After School and Summer Program provides sports and recreation, arts, reading and dramatic play, tutored homework time after school and during out of school time (holidays and teacher workdays).

**# of Children served Individually:**

**539**

**% of Contracted Goal:**

**166%**

---

**Outcome Achievement (Goal):** 99% (*Goal – 90%*) of participants attended the program a minimum average of three days per week as measured by weekly attendance rosters.

---

**Outcome Achievement (Goal):** 93% (*Goal – 90%*) of participants enrolled in the program for at least 8 weeks improved academic performance as measured by nine week report cards.

---

**Outcome Achievement (Goal):** 94% (*Goal – 90%*) of participants enrolled in the program for at least 8 weeks had less than 3 unexcused school absences during each nine week period as measured by report cards.

---

## **Children's Services Council would like to thank:**

*The St. Lucie County Board of County Commissioners for their continued support and input*

*Each of the 57 programs that partner with us to provide needed services to the children and families in our community*

*Our community's children and families that take advantage of the services available*

*And finally, our community for making children's needs a priority*



# Show a Child You Care...



Be Happy.



A message from:

**Children's Services Council of St. Lucie County**

For more ideas on how you can show a child you care visit our website at [www.cscslc.org](http://www.cscslc.org)

Reprinted with permission from Jolene L. Roehlkepartain, 150 Ways to Show Kids You Care.

Copyright © 2005, Search Institute®, 615 First Avenue NE, Minneapolis, MN 55413; [www.search-institute.org](http://www.search-institute.org). All rights reserved.